

Oracle® Exchange

XML Transaction Delivery Guide for Marketplace Exchange

Release 6.2.3

August 2002

Part No. A92191-02

ORACLE®

Part No. A92191-02

Copyright © 2001, 2002, Oracle Corporation. All rights reserved.

Primary Author: Rachel Korte

Contributors: Furia Agustinus, Sanjay Bhasin, Shilpa Kotwal, Calvin Li, Jayathirtha Mojnidar

The Programs (which include both the software and documentation) contain proprietary information of Oracle Corporation; they are provided under a license agreement containing restrictions on use and disclosure and are also protected by copyright, patent, and other intellectual and industrial property laws. Reverse engineering, disassembly, or decompilation of the Programs, except to the extent required to obtain interoperability with other independently created software or as specified by law, is prohibited.

Program Documentation is licensed for use solely to support the deployment of the Programs and not for any other purpose.

The information contained in this document is subject to change without notice. If you find any problems in the documentation, please report them to us in writing. Oracle Corporation does not warrant that this document is error-free. Except as may be expressly permitted in your license agreement for these Programs, no part of these Programs may be reproduced or transmitted in any form or by any means, electronic or mechanical, for any purpose, without the express written permission of Oracle Corporation.

If the Programs are delivered to the US Government or anyone licensing or using the programs on behalf of the US Government, the following notice is applicable:

Restricted Rights Notice Programs delivered subject to the DOD FAR Supplement are "commercial computer software" and use, duplication, and disclosure of the Programs, including documentation, shall be subject to the licensing restrictions set forth in the applicable Oracle license agreement. Otherwise, Programs delivered subject to the Federal Acquisition Regulations are "restricted computer software" and use, duplication, and disclosure of the Programs shall be subject to the restrictions in FAR 52.227-19, Commercial Computer Software - Restricted Rights (June, 1987). Oracle Corporation, 500 Oracle Parkway, Redwood City, CA 94065.

The Programs are not intended for use in any nuclear, aviation, mass transit, medical, or other inherently dangerous applications. It shall be the licensee's responsibility to take all appropriate fail-safe, backup, redundancy, and other measures to ensure the safe use of such applications if the Programs are used for such purposes, and Oracle Corporation disclaims liability for any damages caused by such use of the Programs.

Oracle is a registered trademark, and Oracle*MetaLink* is a trademark or registered trademark of Oracle Corporation. Other names may be trademarks of their respective owners.

Contents

Send Us Your Comments	vii
Preface.....	ix
Intended Audience	ix
Structure.....	ix
Related Documents.....	x
Conventions.....	x
Documentation Accessibility	xi
1 Overview	
Overview	1-1
List of Transactions.....	1-3
Stored Transactions	1-4
Pass-Through Transactions.....	1-8
Transaction Delivery Setup.....	1-9
Envelope Information.....	1-12
Monitoring Transactions	1-17
2 Stored Transaction Details	
Purchase Order Inbound (ADD_PO_003).....	2-1
Exchange Compliance Requirements	2-2
Example XML.....	2-12
Data Mapping	2-23
Purchase Order Outbound (ADD_PO_003).....	2-23

Exchange Compliance Requirements	2-24
Example XML	2-35
Data Mapping.....	2-42
PO from Outbound Buyer's Auction & RFQ	2-42
Exchange Compliance Requirements	2-42
Example XML	2-47
Data Mapping.....	2-52
Sales Order Outbound (PROCESS_PO_003).....	2-53
Exchange Compliance Requirements	2-53
Example XML	2-63
Data Mapping.....	2-69
Change PO Inbound.....	2-69
Exchange Compliance Requirements	2-70
Example XML	2-76
Data Mapping.....	2-86
Change PO Outbound and Change SO Outbound.....	2-86
Exchange Compliance Requirements	2-86
Example XML	2-99
Data Mapping.....	2-112
Cancel PO Inbound	2-112
Exchange Compliance Requirements	2-112
Example XML	2-116
Data Mapping.....	2-119
Cancel PO Outbound and Cancel SO Outbound.....	2-119
Exchange Compliance Requirements	2-119
Example XML	2-122
Data Mapping.....	2-124
PO Acknowledgment Inbound and Outbound	2-125
Exchange Compliance Requirements	2-125
Example XML	2-129
Data Mapping.....	2-135

3 Pass-Through Transaction Details

Advance Ship Notice Inbound and Outbound.....	3-1
Exchange Compliance Requirements	3-1

Example XML.....	3-11
Data Mapping	3-15
Invoice Inbound and Outbound (LOAD_INVOICE_001)	3-15
Exchange Compliance Requirements	3-16
Example XML.....	3-29
Data Mapping	3-52
Purchase Order Inbound and Sales Order Outbound (PROCESS_PO_007)	3-53
Exchange Compliance Requirements	3-53
Data Mapping	3-54
Change PO Inbound and Change SO Outbound (CHANGE_PO_006)	3-54
Exchange Compliance Requirements	3-55
Data Mapping	3-55

Index

Send Us Your Comments

Oracle Exchange XML Transaction Delivery Guide for Marketplace Exchange, Release 6.2.3 Part No. A92191-02

Oracle Corporation welcomes your comments and suggestions on the quality and usefulness of this document. Your input is an important part of the information used for revision.

- Did you find any errors?
- Is the information clearly presented?
- Do you need more information? If so, where?
- Are the examples correct? Do you need more examples?
- What features did you like most?

If you find any errors or have any other suggestions for improvement, please indicate the document title and part number, and the chapter, section, and page number (if available). Please e-mail your comments to mfgdoccomments_us@oracle.com. In the e-mail Subject line, enter Attn: Oracle Exchange XML Transaction Delivery Guide for Marketplace Exchange.

If you would like a reply, please give your name, telephone number, and (optionally) e-mail address.

If you have problems with the software, please contact your local Oracle Support Services.

Preface

This manual describes the structure of and information in XML documents that can be sent from a buyer's or seller's external enterprise resource planning (ERP) system to the Exchange, or from the Exchange to the buyer's or seller's ERP system.

Intended Audience

This manual is intended for people who wish to understand the XML documents so that they can set up the Exchange and their own ERP system to send and receive the documents.

Structure

This manual describes the following:

Chapter 1, "Overview"

This chapter contains an overview and diagram of all of the XML transactions used by the Marketplace Selling and Marketplace Buying applications of the Exchange.

Chapter 2, "Stored Transaction Details"

This chapter describes XML transaction documents that are stored on the Exchange.

Chapter 3, "Pass-Through Transaction Details"

This chapter describes XML transaction documents for which the Exchange acts as a mapping and routing hub.

Related Documents

- Open Applications Group, Inc. (OAGI) at <http://www.openapplications.org>, for information on the standards and document type definitions (DTDs) used in the OAGI-compliant documents described in this manual.
- *Oracle Exchange and Oracle Sourcing Company Administration Guide*, for step-by-step instructions on setting up the Exchange as an Exchange Company Administrator or Exchange Operator after the Exchange has been installed. You can order this manual from Oracle or download it directly from the Exchange or *OracleMetaLink*. To download it from the Exchange, you must be registered with the Exchange and have Company Administrator privileges; click the "Company Admin" link on the Exchange **Home** page, then the Application Setup tab. Click the "Download Company Administration Guide" link.

Conventions

The following terms are used commonly in this manual:

OAGI XML

Most of the XML transaction documents described in this manual are formatted in Open Applications Group, Inc. (OAGI) Extensible Markup Language (XML).

XML is a universal format for structured documents and data (such as spreadsheets, address books, and financial transactions) on the Web. OAGI is an independent standards body focused on best practices and process-based XML content for e-Business and application integration.

OAGI XML is one particular "flavor" of the XML format. The OAGI XML standard is an open standard for defining and transmitting business transactions using XML. The Exchange uses the OAGI XML format in an effort to standardize XML transactions by subscribing to the industry consensus-based XML framework for business software application interoperability.

Exchange Operator

The Exchange Operator is in charge of the setup and day-to-day operation of the Exchange site such as creating catalog categories, specifying billing charges for use of the Exchange services, approving companies that register, and modifying the user interface.

Exchange Company Administrator

The Exchange Company Administrator registers his or her company on the Exchange and is responsible for setting up the Exchange for the company, approving users and affiliates, and performing ongoing administrative tasks as needed.

Buyer (or Buying Company)

A buyer is a person or company registered on the Exchange that functions as a buyer (ordering items, managing price changes submitted by sellers, creating buyer auctions, and so on).

Supplier (or Seller or Selling Company)

A supplier is a person or company registered on the Exchange that functions as a seller (adding catalog items, accepting orders created by buyers for the goods it sells, creating seller auctions, and so on).

Trading Partner

General term used to describe any buyer or supplier company registered on the Exchange.

Documentation Accessibility

Our goal is to make Oracle products, services, and supporting documentation accessible, with good usability, to the disabled community. To that end, our documentation includes features that make information available to users of assistive technology. This documentation is available in HTML format, and contains markup to facilitate access by the disabled community. Standards will continue to evolve over time, and Oracle Corporation is actively engaged with other market-leading technology vendors to address technical obstacles so that our documentation can be accessible to all of our customers. For additional information, visit the Oracle Accessibility Program Web site at <http://www.oracle.com/accessibility/>.

Accessibility of Code Examples in Documentation JAWS, a Windows screen reader, may not always correctly read the code examples in this document. The conventions for writing code require that closing braces should appear on an otherwise empty line; however, JAWS may not always read a line of text that consists solely of a bracket or brace.

Accessibility of Links to External Web Sites in Documentation This documentation may contain links to Web sites of other companies or organizations that Oracle Corporation does not own or control. Oracle Corporation neither evaluates nor makes any representations regarding the accessibility of these Web sites.

This chapter provides the following information:

- [Overview](#) on page 1-1
- [List of Transactions](#) on page 1-3
- [Transaction Delivery Setup](#) on page 1-9
- [Envelope Information](#) on page 1-12
- [Monitoring Transactions](#) on page 1-17

Overview

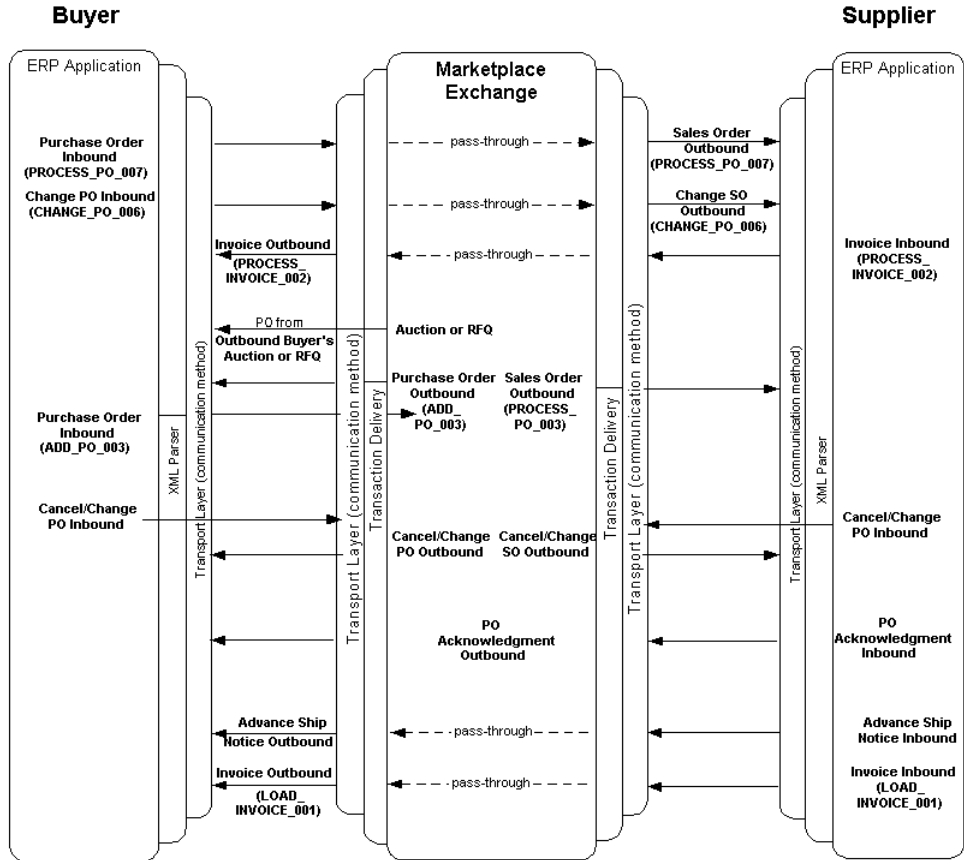
This user's guide describes Marketplace Buying and Marketplace Selling transactions that a company can send and receive through the Exchange in the form of XML documents. These transactions can be sent from a buyer's or seller's external enterprise resource planning (ERP) system to the Exchange, or from the Exchange to the buyer's or seller's ERP system.

The transaction documents are labeled as "outbound" or "inbound." These labels are given in relation to the Exchange. Any document that is sent from the Exchange to a supplier or buyer is called an "outbound" transaction. Any document that is generated by a supplier's or buyer's system and sent to the Exchange is called an "inbound" transaction.

The following diagram shows all of the available transaction documents and their integration with the Exchange. Transactions that are stored on the Exchange are displayed in the Marketplace Exchange box in the diagram. Transactions that are not stored on the Exchange are displayed as pass-through transactions in the diagram. Transactions that originate from the buyer or supplier are displayed in the Buyer or Supplier boxes in the diagram. The following section, [List of Transactions](#)

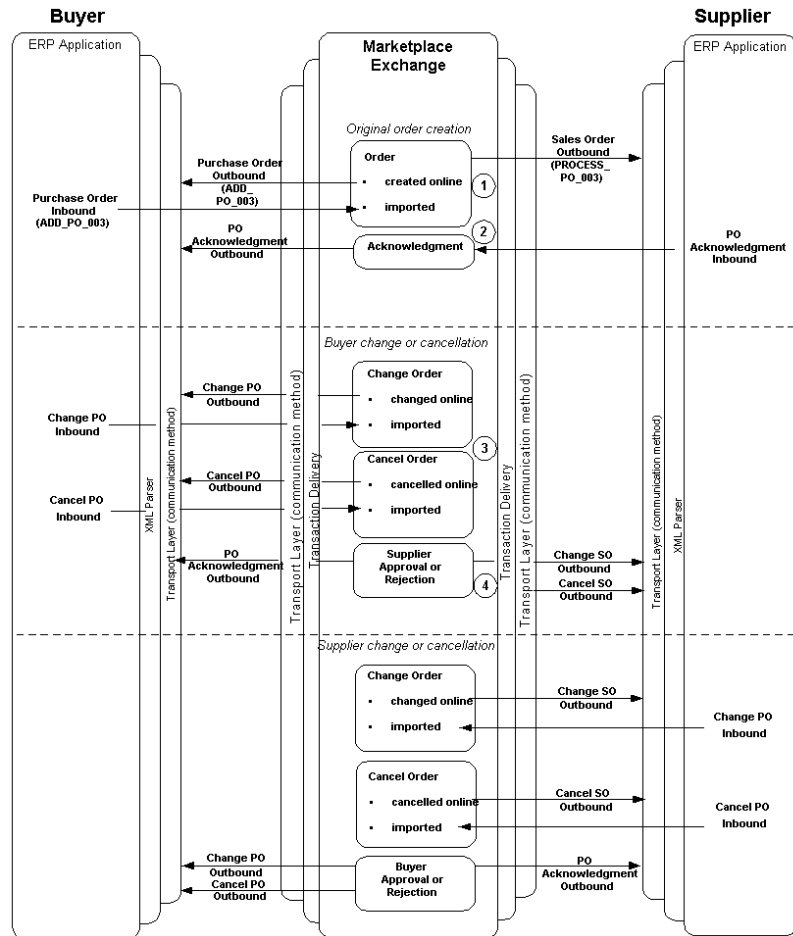
on page 1-3, also describes which transactions are stored and pass-through and whether they originate from the buyer or supplier.

Figure 1–1 Overview of XML Transactions



The following diagram shows specifically the change or cancel order flow. Step 1 shows the original order creation, either online on the Exchange or via transaction delivery. Step 2 shows acknowledgment of the order. Step 3 shows a change or cancellation of the order online or via transaction delivery. Step 4 shows approval or rejection of the change or cancellation and the resulting change, cancel, and acknowledgment outbound transactions. The following section, [List of Transactions](#) on page 1-3, provides more detail on the transactions in this flow.

Figure 1–2 Change and Cancel Order Flow



List of Transactions

XML transactions on the Exchange can be used to integrate with an ERP or other system. (See [Transaction Delivery Setup](#) on page 1-9.)

See [Chapter 2](#) and [Chapter 3](#) for detailed descriptions of the transactions listed below.

Recall that the Exchange sends an XML transaction only if the buyer or supplier chose a communication method for it. (See [Transaction Delivery Setup](#) on page 1-9.)

For example, if a buyer cancels an order online, the buyer's company receives PO Cancel Outbound only if the company chose a communication method for it.

Stored Transactions

The following transaction documents are stored on the Exchange, meaning they are stored in the Exchange database, and (unless stated otherwise) suppliers and buyers can view these transactions on the Exchange:

Purchase Order Outbound (ADD_PO_003)

When a buyer places an order on the Exchange, the Exchange sends the purchase order to the buyer using the buyer's chosen communication method. The buyer can see the purchase order on the **Orders** page.

Purchase Order Inbound (ADD_PO_003)

Purchase orders generated by the buyer's system and sent to the Exchange are called inbound purchase orders. The buyer can see the purchase order on the **Orders** page. (The supplier sees the corresponding sales order on its **Orders** page.)

Sales Order Outbound (PROCESS_PO_003)

When a buyer places an order on the Exchange or sends an inbound purchase order to the Exchange, the Exchange sends the sales order to the supplier using the supplier's chosen communication method. The supplier can see the sales order on the **Orders** page.

PO Acknowledgment Outbound

After a supplier has acknowledged a purchase order either online on the Exchange or by sending a PO Acknowledgment Inbound transaction, the Exchange forwards the purchase order acknowledgment from the supplier to the buyer using the buyer's chosen communication method. The buyer and supplier can see the acknowledgment on the **Orders to Acknowledge** page.

In addition to acknowledging the original order, outbound acknowledgments are also used to accept or reject a change or cancellation that a buyer or supplier makes to an order. For example, a buyer changes an order; the Exchange notifies the supplier in an e-mail; the supplier accepts the change (acceptance or rejection must be performed online on the Exchange); the Exchange sends an outbound acknowledgment of the acceptance or rejection to the buyer. The same process occurs if the supplier makes the change or cancellation; the Exchange notifies the

buyer, the buyer responds online, and the Exchange sends an outbound acknowledgment to the supplier.

For new orders, the Exchange waits until all lines are responded to before sending Acknowledge PO Outbound. For changes or cancellations, the Exchange sends Acknowledge PO Outbound immediately if any change or cancellation is rejected; however, if a change or cancellation is only partially accepted (with no rejections), the Exchange waits until all lines are responded to before sending Acknowledge PO Outbound.

Note: When the supplier acknowledges an original purchase order online, both the buyer and supplier receive the outbound acknowledgment (if they have chosen a communication method for outbound acknowledgments). For changes and cancellations, the Exchange sends Acknowledge PO Outbound only when the change or cancellation is made via XML transaction delivery. If the change was made online on the Exchange, the Exchange notifies the partner in an e-mail of the acceptance or rejection.

PO Acknowledgment Inbound

Inbound purchase order acknowledgments are generated by the supplier's system and sent to the Exchange. The buyer and supplier can see the acknowledgment on the **Orders to Acknowledge** page.

In addition to acknowledging entire orders, suppliers can also use inbound acknowledgments to accept or reject specific order lines. (Changes or cancellations to order lines must be accepted or rejected online on the Exchange.)

The Exchange accepts inbound acknowledgments only for orders whose current status is Requires Acknowledgment.

Change PO Inbound (CHANGE_PO_002)

The buyer or supplier generates a change order request in its system for an existing order on the Exchange, then sends the inbound change order to the Exchange.

If an order requires acknowledgment, the buyer cannot submit the inbound change order until the supplier acknowledges the original order. A buyer or supplier cannot change an order that is still pending a response to existing changes or cancellations. (There is one exception to this: if the order is in Requires Acknowledgment status and the supplier changes a line, the supplier can later

change another line, even if the changes to the first line are still pending a response.)

Change PO Outbound (CHANGE_PO_002)

When the buyer accepts changes that a supplier makes to an order, the Exchange sends the change order document, with the accepted changes*, to the buyer.

When the buyer changes an order online, the Exchange also sends this change order document to the buyer (with the accepted changes*) once the supplier accepts the change.

* Rejected line splits, if any, are also sent.

Change SO Outbound (CHANGE_PO_002)

When the supplier accepts changes that a buyer makes to an order, the Exchange sends the change order document, with the accepted changes*, to the supplier.

When the supplier changes an order online, the Exchange also sends this change order document to the supplier (with the accepted changes*) once the buyer accepts the change.

* Rejected line splits, if any, are also sent.

Note: If a partner (buyer or supplier) changes and cancels lines on the same order, the appropriate partners receive both the cancellation and change outbound transactions.

Cancel PO Inbound

The buyer or supplier generates an inbound order or line cancellation in its system for an existing order on the Exchange, then sends the inbound cancellation document to the Exchange.

If an order requires acknowledgment, the supplier cannot submit the inbound cancellation. Instead, the supplier should reject the order or line. A buyer can cancel a line or order that is still pending a response to changes (made by the buyer or supplier); in this case, a cancellation to a line overrides any changes to that line. However, a supplier cannot cancel a line or order that is pending a response to changes; instead, the supplier or buyer must first respond to the changes before cancelling.

A buyer cannot cancel a line if the order is pending approval from the buyer's approval hierarchy for the first time. (However, a buyer can cancel an entire order

that is Pending Approval.) Once the order is approved by the hierarchy the first time, then the buyer can cancel an order line any time, even if the order changes and requires hierarchy approval again.

Neither buyers nor suppliers can cancel rejected lines or orders, received orders, or frozen lines.

Cancel PO Outbound

When the supplier cancels an order or order line (online on the Exchange or through Cancel PO Inbound), the Exchange sends an outbound cancellation document (with the accepted cancellations) to the buyer once the buyer approves the cancellation.

When the buyer cancels an order or order line online, the Exchange also sends the outbound cancellation document (with the accepted cancellations) to the buyer once the supplier accepts the cancellation.

Note: If a buyer cancels an order while it is still in a Pending Approval status (awaiting approval from other Exchange members in the buyer's company), the Exchange does not send the outbound cancellation XML document.

Cancel SO Outbound

When the buyer cancels an order or order line (online on the Exchange or through Cancel PO Inbound), the Exchange sends an outbound cancellation document (with the accepted cancellations) to the supplier once the supplier approves the cancellation.

When the supplier cancels an order or order line online, the Exchange also sends the outbound cancellation document (with the accepted cancellations) to the supplier once the buyer accepts the cancellation.

Note: In some cases, the buyer's cancellation of an order or line may not require supplier approval. If so, the Exchange sends the outbound cancellation to the appropriate partner(s) immediately. See the online Help.

Online Help: Help icon > Buying and Selling > Shopping and Managing Orders > Changing and Cancelling Orders > How do I cancel an order or line, and what happens?

PO from Outbound Buyer's Auction & RFQ

When awarding a buyer's auction or RFQ on the Exchange, the buyer can generate one or more purchase orders for the items (one purchase order for each supplier to whom business was awarded). A standard purchase order is the outcome of a spot buy, buyer's auction or request for quotations (RFQ). A blanket purchase order is the outcome of a long-term buyer's auction or RFQ.

The Exchange sends the purchase order(s) to the buyer using the buyer's chosen communication method, but does not display the purchase order(s) on the Exchange. The purchase order is available as an XML document only.

Pass-Through Transactions

The following documents are not stored on the Exchange. Instead, the Exchange acts as a mapping and routing hub for these documents between suppliers and buyers:

Advance Ship Notice Inbound

The supplier generates an advance shipment notice (ASN) to inform the buyer about an arriving order, and sends the ASN to the Exchange.

Advance Ship Notice Outbound

The Exchange forwards the supplier's inbound ASN to the buyer using the buyer's chosen communication method.

Invoice Inbound (LOAD_INVOICE_001)

The supplier generates an invoice against a purchase order and sends it to the Exchange.

Invoice Outbound (LOAD_INVOICE_001)

The Exchange forwards the supplier's inbound invoice to the buyer using the buyer's chosen communication method.

Purchase Order Inbound (PROCESS_PO_007)

The Exchange forwards a purchase order created in the buyer's system from the buyer to the supplier. This transaction is an alternative to the Purchase Order Inbound (ADD_PO_003) transaction.

Sales Order Outbound (PROCESS_PO_007)

The Exchange forwards the buyer's inbound PROCESS_PO_007 transaction to the supplier as the Sales Order Outbound (PROCESS_PO_007) transaction, using the supplier's chosen communication method.

Change PO Inbound (CHANGE_PO_006)

The Exchange forwards a changed purchase order created in the buyer's system from the buyer to the supplier.

Change SO Outbound (CHANGE_PO_006)

The Exchange forwards the buyer's inbound CHANGE_PO_006 transaction to the supplier as the Change SO Outbound (CHANGE_PO_006) transaction, using the supplier's chosen communication method.

Invoice Inbound (PROCESS_INVOICE_002)

The Exchange forwards an invoice created in the supplier's system from the supplier to the buyer. This transaction is an OAGI-compliant alternative to the Invoice Inbound (LOAD_INVOICE_001) transaction.

Note: For more information about the PROCESS_INVOICE_002 transaction, see the OAGI Web site at <http://www.openapplications.org>.

Invoice Outbound (PROCESS_INVOICE_002)

The Exchange forwards the supplier's inbound invoice to the buyer using the buyer's chosen communication method.

Transaction Delivery Setup

Enabling transaction delivery consists of the following setup steps on the Exchange.

These transaction settings and data mapping steps are described in the *Oracle Exchange and Oracle Sourcing Company Administration Guide*, which you can download from the Exchange if you have the Company Administrator job function assigned to you. On the Exchange **Home** page, click the "Company Admin" link, then the "Download Company Administration Guide" link.

1. Modify transaction settings (also called communication methods).

Choose your desired communication method for inbound and outbound transactions. (You cannot send inbound transactions or receive outbound transactions until you enable them by choosing a communication method.)

Note: If a buyer sends a Purchase Order Inbound (ADD_PO_003) transaction to the Exchange *and* the supplier wants to receive it, the supplier must choose a communication method for the Sales Order Outbound (PROCESS_PO_003) transaction. The same is true for all transactions. For example, the Purchase Order Inbound (PROCESS_PO_007) transaction goes with the Sales Order Outbound (PROCESS_PO_007) transaction.

2. If you want to send inbound transactions to the Exchange, obtain the following information:
 - The user name and password you use to log in to the Exchange.
 - The Trading Partner IDs for you and the companies with which you will be trading transactions. Obtain these IDs from the Trading Partner Directory, in the Welcome tab on the Exchange.
 - The Exchange server address (URL, IP address, or domain name). Ask the Exchange Operator for this address.
3. Optionally enter transaction delivery data mappings.
4. Set up your system to send or receive the XML documents:
 - To understand the format of the XML documents so that you can set up your system to send or receive them, see [Chapter 2](#) and [Chapter 3](#).
 - To obtain copies of the DTDs, click the "Company Admin" link on the Exchange **Home** page, then the Application Setup tab. Click the "Transaction Delivery" link. On the **Transaction Delivery** page, click the "Download Transaction Delivery Guide and DTDs" link. The following table lists all of the DTDs used by the Marketplace Buying and Selling transactions:

Table 1–1 Marketplace Buying and Marketplace Selling DTDs

DTD	Transaction
056_add_po_003.dtd	Purchase Order Inbound (ADD_PO_003)
	Purchase Order Outbound (ADD_PO_003)

Table 1–1 Marketplace Buying and Marketplace Selling DTDs

DTD	Transaction
003_process_po_003.dtd	Sales Order Outbound (PROCESS_PO_003)
004_acknowledge_po_003.dtd	PO Acknowledgment Inbound PO Acknowledgment Outbound
057_change_po_002.dtd	Change PO Inbound Change PO Outbound Change SO Outbound
058_cancel_po_003.dtd	Cancel PO Outbound Cancel SO Outbound
900_show_delivery_007.dtd	Advance Ship Notice Inbound Advance Ship Notice Outbound
900_extensions_001.dtd	Advance Ship Notice Inbound Advance Ship Notice Outbound
inv_load_invoice_001.dtd	Invoice Inbound (LOAD_INVOICE_001) Invoice Outbound (LOAD_INVOICE_001)
inv_extensions_001.dtd	Invoice Inbound (LOAD_INVOICE_001) Invoice Outbound (LOAD_INVOICE_001)
003_process_po_007.dtd	Purchase Order Inbound (PROCESS_PO_007) Sales Order Outbound (PROCESS_PO_007)
057_change_po_006.dtd	Change PO Inbound (CHANGE_PO_006) Change SO Outbound (CHANGE_PO_006)
171_process_invoice_002.dtd	Invoice Inbound (PROCESS_INVOICE_002) Invoice Outbound (PROCESS_INVOICE_002)
msc_fields.dtd	Referenced by the following DTDs: <ul style="list-style-type: none"> ■ 003_process_po_003.dtd ■ 004_acknowledge_po_003.dtd ■ 056_add_po_003.dtd ■ 003_process_po_007.dtd
oagis_domains.dtd	Referenced by other DTDs
oagis_fields.dtd	Referenced by other DTDs

Table 1–1 Marketplace Buying and Marketplace Selling DTDs

DTD	Transaction
oagis_resources.dtd	Referenced by other DTDs
oagis_resources_71.dtd	Referenced by the following DTDs: <ul style="list-style-type: none">003_process_po_007.dtd057_change_po_006.dtd
oagis_segments.dtd	Referenced by other DTDs
oagis_extensions_71.dtd	Referenced by other DTDs
oagis_entity_extensions_71.dtd	Referenced by other DTDs

5. You can test your transaction delivery settings on the Exchange by using the **Test Inbound Transaction** page:
 - On the Exchange **Home** page, click the "Company Admin" link.
 - In the Application Setup tab, click the "Test Inbound Transactions" link. This link is available if the Exchange Operator assigned you the Test Inbound Transaction system task.
 - On the **Test Inbound Transaction** page, fill in the fields. The next section, [Envelope Information](#), describes how to enter the fields.

Envelope Information

Any transaction sent to the Exchange must contain the required envelope information—data that accompanies and provides basic information about the transaction, enabling the Exchange to process it. Any transaction that the Exchange sends also includes envelope information, and the receiving system must be able to interpret it.

The envelope consists of the following information. At a minimum, the required information must be included with inbound transactions.

- **Server Address***. Required. For outbound transactions, this is the recipient's server address as entered on the **Transaction Delivery** page. For inbound transactions, enter the Internet Protocol address or full domain name to which XML transactions are delivered to the system. If the Exchange server uses the Oracle Transport Agent (OTA), use the complete URL in the following format: `http://<server>:<port>/servlets/oracle.apps.ecx.oxta.TransportAgentServer`. For example:

`http://www.oracle.com:80/servlets/oracle.apps.ecx.oxta.TransportAgentServer` or
`https://www.oracle.com:80/servlets/oracle.apps.ecx.oxta.TransportAgentServer`. If the Exchange server uses `webMethods`, enter the complete URL on this page, in the following format:
`http://<server>:<port>/invoke/Exchange.inbound/receive`. For example,
`http://www.oracle.com:80/invoke/Exchange.inbound/receive` or
`https://www.oracle.com:80/invoke/Exchange.inbound/receive`. If the transaction does not go through and the Exchange uses OTA, try removing the port number; if the Exchange uses virtual hosting, the port number may not be needed.

- **MESSAGE_ID*** (Sender Message ID). Unique reference number that identifies the transaction. If you are resending the same transaction to Exchange, enter a different sender message ID each time. (Although optional, entering a sender message ID makes it easier to find the XML transaction in the database if you need to investigate problems.)
- **MESSAGE_TYPE** (Message Type). Required. Message format for the transaction. Enter XML.
- **MESSAGE_STANDARD** (Message Standard). Required. Message format standard for the transaction. Enter OAG.
- **DOCUMENT_NUMBER** (Document Number). Document number that the company uses to identify the transaction, such as a purchase order or invoice number. For example, if you are sending the Purchase Order Inbound transaction, the document number is the number in the POID tag of the XML file. (Although optional, entering a document number enables you to search specifically for that document in the Transaction Monitor or otherwise more easily find the file when you need.)
- **TRANSACTION_TYPE** (Transaction Type). Required. Type of transaction, such as PO for Purchase Order Inbound. See [Table 1-2](#) below for the list of valid transaction types.
- **TRANSACTION_SUBTYPE** (Transaction Subtype). Required. See [Table 1-2](#) below for the list of valid transaction subtypes.
- **PARTYID** (Party ID). Required. For inbound transactions, the Trading Partner ID for the sending company as given in the Trading Partner Directory. For outbound transactions, the Trading Partner ID for the receiving company as given in the Trading Partner Directory. (Log on as the company, click any application link, and click Trading Partner Directory in the Welcome tab to search for the company and obtain its Trading Partner ID.)

- **PARTY_SITE_ID** (Party Site ID). Required. For inbound transactions, the Trading Partner ID for the sending company as given in the Trading Partner Directory. For outbound transactions, the Trading Partner ID for the receiving company as given in the Trading Partner Directory. (Same as PARTYID above.)
- **PARTY_TYPE** (Party Type). The Exchange does not process this field for inbound transactions. For outbound transactions, the value is E for Exchange.
- **PROTOCOL_TYPE*** (Protocol Type). The Exchange does not process this field.
- **PROTOCOL_ADDRESS*** (Protocol Address). The Exchange does not process this field.
- **USERNAME** (Username). Required. For inbound transactions, the registered user name that the sending company's Company Administrator uses to log on to Exchange. For outbound transactions, the registered user name that the receiving company's Company Administrator uses to log on to Exchange.

In addition to being a registered Exchange user, the USERNAME must belong to the same Exchange company as the user name specified in the XML document itself. That is, the Exchange validates that the USERNAME belongs to the same company as the BUYERID in Purchase Order Inbound (ADD_PO_003) and as the REQUESTER in Change PO Inbound (CHANGE PO_002), PO Acknowledgment Inbound, and Cancel PO Inbound. This validation applies to Purchase Order Inbound (ADD_PO_003), Change PO Inbound (CHANGE PO_002), PO Acknowledgment Inbound, and Cancel PO Inbound. This validation provides enhanced security to your company's documents.

- **PASSWORD** (Password). Required. For inbound transactions, the registered password that the sending company's Company Administrator uses to log on to the system. For outbound transactions, the registered password that the receiving company's Company Administrator uses to log on to Exchange.
- **ATTRIBUTE1** (Attribute1). The Exchange does not process this field for inbound transactions. For outbound transactions, this is the name of the Exchange.
- **ATTRIBUTE2** (Attribute2). The Exchange does not process this field for inbound transactions. For outbound transactions, this field is empty.
- **ATTRIBUTE3** (Attribute3). Required for pass-through transactions only, such as Invoice Inbound - LOAD_INVOICE_001. Trading Partner ID for the receiving company as given in the Trading Partner Directory. (Log on as the company, click any application link, and click Trading Partner Directory in the Welcome tab to search for the company and obtain its Trading Partner ID.)

- ATTRIBUTE4 (Attribute4). The Exchange does not process this field for inbound transactions. For outbound transactions, this field is empty.
- ATTRIBUTE5 (Attribute5). The Exchange does not process this field for inbound transactions. For outbound transactions, this field is empty.
- PAYLOAD (Payload). Contents of the XML file.

* These fields are not part of the envelope, but are often included with the transactions. (The Server Address must be included with the transaction.)

If you are using webMethods to receive outbound transactions from Exchange, the following interface and service should be created on your webMethods instance:

Interface : FileWriter

Service : writeValues

The above values are case sensitive. You are free to write your own logic for processing under this interface and service name.

The following table lists the transaction type and subtype code used for each XML transaction.

Table 1–2 Transaction Types and Subtypes

Transaction	Transaction Type	Transaction Subtype
Advance Ship Notice Inbound and Outbound	ASN	ASN
Billing Activity Inbound and Outbound	LR	LR
Billing Customer Information Outbound	SC	SC
Cancel PO Inbound and Outbound	POCAN	POCAN
Cancel SO Outbound	SOCAN	SOCAN
Catalog Lane Services Inbound	LNS	LNS
Catalog Lane Tariffs Inbound	TAR	TAR
Catalog Schedules Inbound	SCH	SCH
Change PO Inbound (CHANGE_PO_002)	POCH	POCH
Change PO Outbound (CHANGE_PO_002)	POC	POC
Change SO Outbound (CHANGE_PO_002)	SOC	SOC
Change PO Inbound and Change SO Outbound (CHANGE_PO_006)	SOCP	SOCP

Table 1–2 Transaction Types and Subtypes

Transaction	Transaction Type	Transaction Subtype
Demand Inbound	FCT	FCT
Inbound and Outbound Confirm BoD for Customers	CBOD	CBOD
Invoice Inbound and Outbound (LOAD_INVOICE_001)	INV	INV
Invoice Inbound and Outbound (PROCESS_INVOICE_002)	INVP	INVP
Load Tender Request Acceptance Inbound and Outbound	LTA	LTA
Load Tender Request Cancellation Inbound and Outbound	LTC	LTC
Load Tender Request Inbound and Outbound	LTN	LTN
Load Tender Request Partial Acceptance Inbound and Outbound	LTP	LTP
Load Tender Request Rejection Inbound and Outbound	LTR	LTR
Load Tender Request Update Inbound and Outbound	LTU	LTU
Load Tender Synchronization Inbound and Outbound	LTS	LTS
Planning Schedule Inbound	Not used	
PO Acknowledgment Inbound and Outbound	POA	POA
PO from Outbound Buyer's Auction & RFQ	AUP	AUP
Proof of Delivery Inbound and Outbound	POD	POD
Purchase Order Inbound and Outbound (ADD_PO_003)	PO	PO
Purchase Order Inbound (PROCESS_PO_007) and Sales Order Outbound (PROCESS_PO_007)	SOP	SOP
Sales Order Outbound (PROCESS_PO_003)	SO	SO
Sequence Schedule Demand Inbound and Outbound	PSQ	PSQ
Shipment Schedule Delete Inbound	SSD	SSD
Shipment Status Outbound	SHS	SHS
Shipping Schedule Inbound	Not used	
Supply Inbound	SUP	SUP
Transaction Acknowledgment Outbound	ACK	ACK

Monitoring Transactions

The Exchange Company Administrator can check whether an inbound or outbound transaction was successfully sent or received by the Exchange. From the **Transaction Monitor** page, the Exchange Company Administrator can also resend outbound transactions, even if they were already sent successfully.

To check a transaction's status:

1. On the Exchange **Home** page, click the "Company Admin" link, then the Application Setup tab.
2. Click the "Transaction Monitor" link.
3. On the **Transaction Monitor** page, enter the information for the transaction(s) for which you want to review the status.

For example, to view the status of a Purchase Order Inbound (ADD_PO_003) transaction, the Exchange Company Administrator of the buying company could enter the following information:

- Direction: Inbound
 - Transaction Type: Purchase Order Inbound (ADD_PO_003)
 - Document ID: the document ID entered in the POID field in the XML document
 - Status: All
 - From 07-08-2002 through 14-08-2002
4. Click the Go button.

The document's status is displayed. Only the sender can see the status of inbound transactions. For example, the buying company can see the status of its inbound purchase order, and the supplying company can see the status of its inbound invoice.

The routing status applies to pass-through transactions only. For example, the routing for a stored transaction will always be Pending, even though the status for the stored transaction indicates a successful transmission.

Note: If the Exchange detects a problem with your inbound transaction, it rejects the entire transaction.

Stored Transaction Details

This chapter provides detailed descriptions of the following Exchange XML documents:

- [Purchase Order Inbound \(ADD_PO_003\)](#) on page 2-1
- [Purchase Order Outbound \(ADD_PO_003\)](#) on page 2-23
- [PO from Outbound Buyer's Auction & RFQ](#) on page 2-42
- [Sales Order Outbound \(PROCESS_PO_003\)](#) on page 2-53
- [Change PO Inbound](#) on page 2-69
- [Change PO Outbound and Change SO Outbound](#) on page 2-86
- [Cancel PO Inbound](#) on page 2-112
- [Cancel PO Outbound and Cancel SO Outbound](#) on page 2-119
- [PO Acknowledgment Inbound and Outbound](#) on page 2-125

The OAGI-compliant transactions described in this chapter correspond to Open Applications Group, Inc. (OAGI) Release 6.1. The XML tags described in this chapter for the OAGI-compliant transactions are the tags that the Exchange recognizes or displays on the Exchange (unless stated otherwise). Please refer to the OAGI Release 6.1 documentation at <http://www.openapplications.org> if you want more information about OAGI XML documents and standards.

Purchase Order Inbound (ADD_PO_003)

The Purchase Order Inbound (ADD_PO_003) transaction is OAGI-compliant, using the OAGI document type definition (DTD) called ADD_PO.

Exchange Compliance Requirements

The Required or Optional indicators below refer to whether the tag is required by the DTD or by the Exchange. Inbound purchase orders are validated against the DTD. The Exchange also performs additional validations. These are marked as "validated by the Exchange" below.

Note: [Data Mapping](#) on page 2-23 shows additional tags that are mapped and validated, if included. Be sure that these tags, if provided, also contain valid or mapped codes.

CNTROLAREA (Required)

The CNTROLAREA consists of the following tags:

BSR (Required) The tags and values in the BSR element must be as follows: VERB(ADD) must be ADD, NOUN(PO) must be PO, and REVISION(003) must be 003.

SENDER (Required) The SENDER area consists of the following tags:

- LOGICALID (Required)
Server or application from which the document originated.
- COMPONENT (Required)
Business application component issuing the document.
- TASK (Required)
Action, such as POISSUE.
- REFERENCEID (Required)
Unique ID generated by your system for the transaction, or any other value.
- CONFIRMATION (Required)
The OAGI uses this tag to tell the system whether to send confirmation that the XML document was received. (In the OAGI standards, 1 means to send confirmation only if an error occurred; 2 means to always send confirmation; 0 means to send no confirmation.) You must enter a value, but the Exchange does not use it for inbound purchase orders.
- LANGUAGE (Required)

Exchange language code in which the text fields are transmitted.

- CODEPAGE (Required)
OAGI-required CODEPAGE indicator.
- AUTHID (Required, validated by the Exchange)
Buyer company's Trading Partner ID as given in the Trading Partner Directory. It must be a valid Trading Partner ID and cannot be null.

DATETIME(CREATION) (Required) Date the XML document was created, following the OAGI date format, which includes separate tags for the year, month, day, hour, minute, second, subsecond, and time zone. It can be a past date.

DATAAREA

The XML data is contained in the DATAAREA tag.

ADD_PO

The purchase order header (POHEADER) and line (POLINE) information is contained in the ADD_PO area.

POHEADER (Required)

The POHEADER area consists of the following purchase order header tags:

DATETIME(DOCUMENT) (Optional) Date the purchase order was created, following the OAGI date format, which includes separate tags for the year, month, day, hour, minute, second, subsecond, and time zone. The information in this tag is displayed in the Order Date field on the order on the Exchange.

OPERAMT(EXTENDED)(T) (Required and validated by the Exchange) Total purchase order amount. The Exchange requires that an amount be provided, but does not validate the amount itself. The information in this tag is displayed in the Order Total on the order on the Exchange. The amount is expressed using the following tags:

- VALUE (Required)
Amount value, without decimal indicators or thousand separators. It must be a number.
- NUMOFDEC (Required)

Number of decimal places. For example, a VALUE of 2596 and a NUMOFDEC of 2 is 25.96.

- SIGN (Required)

Indicator of positive (+) or negative (-) amount.

- CURRENCY (Required, validated by the Exchange)

International Standards Organization (ISO) currency code in which the amount is expressed. It must be a valid or mapped currency code on the Exchange and cannot be null. This code will be mapped if you provided a mapped value.

- UOMVALUE (Required)

Used when prices or costs are to be expressed in terms of multiples of the given UOM—for example, if UOM is lbs and the price is expressed in terms of \$ per ton. You must enter a value, but the Exchange always sets the value to 1.

- UOMNUMDEC (Required)

Number of decimal places for the UOMVALUE. For example, a UOMVALUE of 1 and a UOMNUMDEC of 0 is 1. You must enter a value, but the Exchange always sets the value to 0.

- UOM (Required)

Unit of measure, such as EACH, in which the value is expressed. (In the header OPERAMT(EXTENDED)(T) only, the UOM is not mapped.)

POID (Required, validated by the Exchange) Order number in the buyer's system, or any value. The Exchange validates that this buyer order number is unique. That is, the Exchange checks that the buyer has not already sent an order to the Exchange with this POID. The information in this tag is displayed in the Buyer Order Number field on the order on the Exchange.

BUYERID (Required, validated by the Exchange) Buyer's user name. It must be a valid Exchange user name and cannot be null. The user name must be for a buyer who is assigned a job function that contains the system task View Checkout Button and Messages. The user name must be for a buyer who belongs to the same company as the user name specified in the XML transaction's envelope information. (See [Envelope Information](#) on page 1-12.)

COSTCENTER (Optional) Cost center code. The information in this tag is displayed in the Cost Center field on the order on the Exchange.

DESCRIPTN (Required by the Exchange) Order description. The information in this tag is displayed in the Description field on the order on the Exchange. This tag is limited to 2,000 bytes. (In some languages, bytes are equal to characters.)

NOTES (Optional) Order notes, if any. The information in this tag is displayed in the Note to Supplier field on the order on the Exchange. This tag is limited to 2,000 bytes. (In some languages, bytes are equal to characters.)

POTYPE (Optional) The Exchange supports the Standard purchase order type.

SALESORDID (Optional) Not used by the Exchange and not passed on to the supplier.

USERAREA (Optional) The USERAREA contains tags that the Exchange needs but that may not be available in the OAGI ADD_PO DTD. The Exchange allows only the USERAREA tags listed below. If you use any other tags, the Exchange discards them and does not pass them on to the supplier. The Exchange stores only the USERAREA tags listed here:

- **DATETIME(NEEDEDELV) (Optional)**

This header-level need-by date is not displayed on the order on the Exchange. (If you do provide a header-level need-by date, the date is passed on to the supplier in the resulting sales order transaction, but not displayed on the Exchange.) The date is expressed using separate tags for the year, month, day, hour, minute, second, subsecond, and time zone.

Note: The Exchange uses only the line-level need-by date or dates. Therefore, both buyers and suppliers are advised to use the line-level need-by dates rather than this one. If the need-by date is the same for all lines, repeat the date for each line. Even if the supplier disallows multiple shipments (such as different line-level need-by dates) on orders, enter the same need-by date for each line.

- **DATETIME(APPREQ) (Required by the Exchange if ACKREQUEST indicates that acknowledgment is required)**

Acknowledge-by date for the order item(s), expressed using separate tags for the year, month, day, hour, minute, second, subsecond, and time zone. The information in this tag is displayed in the Acknowledgment Required field on the order on the Exchange.

- **ACKREQUEST (Optional, validated by the Exchange)**

Indicator of whether a supplier acknowledgment (the actual inbound or outbound XML purchase order acknowledgment transaction or an online response on the Exchange) is required. The value must be 0, 1, or 2—0 means not required, 1 or 2 means required.

- **POSTATUS** (Required by the Exchange)

Current status of the document. The Exchange document status values are NEW (for New) or ACK (for Acknowledgment Required). The information in this tag is displayed in the Status column of the **View Orders** page on the Exchange. If ACKREQUEST indicates that acknowledgment is required (and you've provided an acknowledge-by date), the status that displays on the **View Orders** page is Acknowledgment Required.

- **BLANGCODE** (Optional)

Not used by the Exchange; however, if you provide a buyer's language code, it is passed on to the supplier.

- **SLANGCODE** (Optional)

Not used by the Exchange; however, if you provide a supplier's language code, it is passed on to the supplier.

- **FTTERM** (Optional)

Provisions for payment of freight, expressed using a (DESCRIPTN) and code (TERMID). For example, a PREPAID freight term might mean the supplier pays the freight and invoices the buyer. The code will be mapped if you provided a mapped value. The information in the DESCRIPTN tag is displayed in the Freight Terms field on the order on the Exchange, based on the TERMID.

- **FOB** (Optional)

Point at which the buyer takes title of the goods, expressed using a description (DESCRIPTN) and code (TERMID). The code will be mapped if you provided a mapped value. The information in the DESCRIPTN tag is displayed in the FOB field on the order on the Exchange, based on the TERMID.

- **PAYMMETHOD** (Optional)

Payment method description (DESCRIPTN) and code (TERMID). The code will be mapped if you provided a mapped value. The information in the DESCRIPTN tag is displayed in the Payment Method field on the order on the Exchange, based on the TERMID.

- **CREDTCRD** (Optional)

Credit card information if the payment method is a credit card, including credit card number, name of credit card holder, and credit card expiration date. The information in this tag is displayed in the Credit Card fields on the order on the Exchange.

- POIDX (Optional)
Not used by the Exchange for inbound purchase orders.
- ORDERHEADERTEXT (Optional)
Order header text. The information in this tag is displayed in a freeform area at the top of the order on the Exchange.
- SHIPPINGINFOTEXT (Optional)
Order shipping text. The information in this tag is displayed in a freeform area at the top of the Shipping section of the order on the Exchange.
- BILLINGINFOTEXT (Optional)
Order billing text. The information in this tag is displayed in a freeform area at the top of the Billing section of the order on the Exchange.

PARTNER (Required, validated by the Exchange) At least three PARTNER elements, for the buyer, supplier, and bill-to address, are required by the Exchange. Each PARTNER element consists of the following tags:

- NAME (Required by the Exchange when the PARTNRTYPE is SOLDTO)
Name of the partner (buyer, supplier, or carrier). The information in this tag is displayed in the Buyer, Supplier, or Carrier field on the order on the Exchange.
- ONETIME (Optional)
Not used by the Exchange.
- PARTNRID (Required)
This can be any value for inbound purchase orders.
- PARTNRTYPE (Required)
The four header-level partner types supported by the Exchange are as follows: SUPPLIER to indicate that this is supplier information, SOLDTO to indicate that this is buyer information, CARRIER to indicate that this is carrier information, or BILLTO to indicate that this is the buyer's billing information.

Enter SHIPTO partner information at the line level (even if it is the same for all lines). The Exchange refers to the lines for shipment information.

- CURRENCY (Required for SOLDTO and SUPPLIER partner types, validated by the Exchange)

Partner's default currency code, set in the **Company Profile** page in the Company Administration application. It must be a valid or mapped currency code. (The currency you enter does not override the partner's default currency setting in the **Company Profile** page. It is simply stored in the database for that partner, for this transaction.) This code will be mapped if you provided a mapped value.

- PARTNRIDX (Required and validated by the Exchange)

For SUPPLIER and SOLDTO partner types, this must be a valid Trading Partner ID for the partner (as given in the Trading Partner Directory on the Exchange) or a mapped Trading Partner ID and cannot be null. For the BILLTO partner type, the Exchange requires an identifier (ID), but does not validate it; the Exchange passes it along to the supplier. For the CARRIER partner type, PARTNRIDX is not required.

- USERAREA, SITEID (Optional)

Not used by the Exchange.

- ADDRESS (Optional)

Address according to PARTNRTYPE—for example, the buyer's billing address if the PARTNRTYPE is BILLTO. The information in this tag is displayed in the Bill-To Address field on the order on the Exchange when the PARTNRTYPE is BILLTO.

- CONTACT (Required when PARTNRTYPE is SOLDTO)

Contact information, including a NAME1, DESCRIPTN, EMAIL, FAX1 - FAX9, NAME2 - NAME9, TELEPHONE1 -TELEPHONE9, and USERAREA. The information in the EMAIL, TELEPHONE, and FAX tags displays in the Buyer E-mail, Buyer Phone/Ext., and Buyer Fax fields on the order in the Exchange.

When the PARTNRTYPE is SOLDTO, the NAME displays in the Order Placed By field on the order on the Exchange. The Buyer E-mail, Buyer Phone/Ext., and Buyer Fax fields on the order on Exchange come internally from the Exchange based on the buyer ID. If you include CONTACT information, a NAME at a minimum is required.

POTERM (Optional) The POTERM area consists of the following tags:

- DESCRIPTN (Optional)

Payment term description, such as Immediate. The information in this tag is displayed in the Payment Terms field on the order on the Exchange, based on the TERMID you enter.

- **TERMID (Optional, validated by the Exchange)**
Payment term code. It must be a valid or mapped payment term code. This code will be mapped if you provided a mapped value.
- **DAYSNUM (Optional)**
Not used by the Exchange or passed on to the supplier.
- **QUANTITY(PERCENT) (Optional)**
Not used by the Exchange or passed on to the supplier.

CHARGE (Optional) Not used by the Exchange or passed on to the supplier.

DISTRIBUTION (Optional) Not used by the Exchange or passed on to the supplier.

POLINE (at least one is Required)

The POLINE area consists of the following purchase order line tags:

DATETIME(NEEDELV) (Required by the Exchange) Line-level need-by date, expressed using separate tags for the year, month, day, hour, minute, second, subsecond, and time zone. The information in this tag is displayed in the Need By Date field on the order line on the Exchange.

OPERAMT(UNIT)(T) (Optional) Item amount, expressed using the OAGI-required tags VALUE, NUMOFDEC, SIGN, CURRENCY, UOMVALUE, UOMNUMDEC, and UOM. (See descriptions of these tags above, earlier in this section.) The information in this tag is displayed in the Price field on the order line on the Exchange. The price does not have to match the item price given on the Exchange, if the item already exists on the Exchange.

QUANTITY(ORDERED) (Required, validated by the Exchange) Quantity ordered, expressed using the OAGI-required tags VALUE, NUMOFDEC, SIGN, and UOM. (See descriptions of these tags above, earlier in this section.) The information in this tag is displayed in the Quantity field on the order line on the Exchange. The quantity must be greater than zero (0). The UOM must be a valid or mapped unit of measure code and cannot be null.

POLINENUM (Required, validated by the Exchange) Order line number. It must be a number greater than zero (0). The information in this tag is displayed in the Line field on the order line on the Exchange.

SITELEVEL1 (Required)

Not used by the Exchange, but required by OAGI (and the DTD). You can enter any value.

COMMODITY1 (Optional) Not used by the Exchange. The value you enter does not display in the Category field on the Exchange and is not passed on to the supplier.

CONTRACTB (Optional) Not used by the Exchange. The value you place here is passed on to the supplier in the CONTRACTS tag in the Sales Order Outbound (PROCESS_PO_003) transaction.

DELIVERTO (Optional) Not used by the Exchange; however, if you provide a deliver-to location, it is passed on to the supplier.

HAZRDMATL (Optional) Hazardous material code or description.

NOTES (Optional) Any notes associated with the line. This tag is limited to 2,000 bytes. (In some languages, bytes are equal to characters.)

PACKING (Optional) Not used by the Exchange and not passed on to the supplier.

REQUESTER (Optional) Not used by the Exchange and not passed on to the supplier.

REQUISTNID (Optional) Not used by the Exchange; however, if you enter a requisition number, it is passed on to the supplier.

DESCRIPTN (The DTD requires one of the following: a DESCRIPTN, ITEM, ITEMX, or UPC)
Item description. The information in this tag is displayed in the Item Description field on the order line on the Exchange. This tag is limited to 240 bytes. (In some languages, bytes are equal to characters.)

ITEM (The DTD requires one of the following: a DESCRIPTN, ITEM, ITEMX, or UPC) Not used by the Exchange and not passed on to the supplier.

ITEMX (Required by the Exchange) Supplier's item number. The information in this tag is displayed in the Supplier Item number field on the order line on the Exchange. The item number does not have to be one that already exists on the Exchange.

USERAREA (Optional) The line-level USERAREA contains tags that the Exchange needs but that may not be available in the OAGI ADD_PO DTD. If you use any other tags, the Exchange discards them and does not pass them on to the supplier. The Exchange stores and forwards only the USERAREA tags listed here:

- **REQLINENUM (Optional)**
Not used by the Exchange and not passed on to the supplier.
- **MFRNAME (Optional)**
Manufacturer name. The information in this tag is displayed in the Manufacturer field on the order line on the Exchange.
- **MFRNUM (Optional)**
Manufacturer part number. The information in this tag is displayed in the Manufacturer Item field on the order line on the Exchange.
- **UNNUM (Optional)**
United Nations Standard Product and Service Code (UNSPSC code) for the item.
- **COUNTRYORG (Optional)**
Not used by the Exchange; however, if you enter a country of origin, it must be a valid or mapped country code and will be passed on to the supplier.
- **DATETIME(PROMSHIP) (Optional)**
Not used by the Exchange; however, if you enter a date, it is passed on to the supplier.
- **MAILSTOP (Optional)**
Address mail stop, if any. The information in this tag is displayed in the Mail Stop field on the order line on the Exchange.

PARTNER (Required by the Exchange) Line-level ship-to information required by the Exchange, expressed using the tags NAME, ONETIME, PARTNRID, PARTNRIDX, and PARTNRTYPE (described above, earlier in this section). The PARTNRTYPE must be SHIPTO. The information in this tag is displayed in the Ship-To Address field on the order line on the Exchange.

Note: The Exchange does not support multiple ship-to and bill-to information at the line item level. It supports one ship-to address per line. Any additional ship-to or bill-to information at the line level is discarded.

POSUBLINE (Optional) Not used by the Exchange or passed on to the supplier.

SCHEDULE (Optional) Not used by the Exchange or passed on to the supplier.

POHISTORY (Optional) Not used by the Exchange or passed on to the supplier.

Example XML

The following is an example Purchase Order Inbound (ADD_PO_003) transaction:

```
<?xml version = '1.0' encoding = 'UTF-8' standalone = 'no'?>
<ADD_PO_003>
  <CNTROLAREA>
    <BSR>
      <VERB value="ADD">ADD</VERB>
      <NOUN value="PO">PO</NOUN>
      <REVISION value="003">003</REVISION>
    </BSR>
    <SENDER>
      <LOGICALID>Oracle Exchange</LOGICALID>
      <COMPONENT>PURCHASING</COMPONENT>
      <TASK>POISSUE</TASK>
      <REFERENCEID>1091</REFERENCEID>
      <CONFIRMATION>1</CONFIRMATION>
      <LANGUAGE>US</LANGUAGE>
      <CODEPAGE>ISO-8859-1</CODEPAGE>
      <AUTHID>5970</AUTHID>
    </SENDER>
    <DATETIME qualifier="CREATION">
      <YEAR>2001</YEAR>
      <MONTH>04</MONTH>
      <DAY>06</DAY>
      <HOUR>16</HOUR>
      <MINUTE>06</MINUTE>
      <SECOND>29</SECOND>
      <SUBSECOND>0000</SUBSECOND>
      <TIMEZONE>+0800</TIMEZONE>
    </DATETIME>
  </CNTROLAREA>
</ADD_PO_003>
```

```
</DATETIME>
</CNTROLAREA>
<DATAAREA>
  <ADD_PO>
    <POHEADER>
      <DATETIME qualifier="DOCUMENT">
        <YEAR>2001</YEAR>
        <MONTH>06</MONTH>
        <DAY>15</DAY>
        <HOUR>13</HOUR>
        <MINUTE>04</MINUTE>
        <SECOND>44</SECOND>
        <SUBSECOND>0000</SUBSECOND>
        <TIMEZONE>+0800</TIMEZONE>
      </DATETIME>
      <OPERAMT qualifier="EXTENDED" type="T">
        <VALUE>2500</VALUE>
        <NUMOFDEC>0</NUMOFDEC>
        <SIGN>+</SIGN>
        <CURRENCY>USD_BY2AX</CURRENCY>
        <UOMVALUE>1</UOMVALUE>
        <UOMNUMDEC>0</UOMNUMDEC>
        <UOM>EA_BY2AX</UOM>
      </OPERAMT>
      <POID>BO12345</POID>
      <BUYERID>AJAVED</BUYERID>
      <COSTCENTER>0V21</COSTCENTER>
      <DESCRIPTN>Inbound XML PO-04-11-A</DESCRIPTN>
      <NOTES>This is the note to the supplier.</NOTES>
      <POTYPE>Standard</POTYPE>
      <SALESORDID></SALESORDID>
      <USERAREA>
        <DATETIME qualifier="NEEDELV">
          <YEAR>2001</YEAR>
          <MONTH>06</MONTH>
          <DAY>03</DAY>
          <HOUR>00</HOUR>
          <MINUTE>05</MINUTE>
          <SECOND>00</SECOND>
          <SUBSECOND>0000</SUBSECOND>
          <TIMEZONE>+0800</TIMEZONE>
        </DATETIME>
        <DATETIME qualifier="APPREQ">
          <YEAR></YEAR>
          <MONTH></MONTH>
```

```
<DAY></DAY>
<HOUR></HOUR>
<MINUTE></MINUTE>
<SECOND></SECOND>
<SUBSECOND></SUBSECOND>
<TIMEZONE></TIMEZONE>
</DATETIME>
<ACKREQUEST>1</ACKREQUEST>
<POSTATUS>NEW</POSTATUS>
<BLANGCODE></BLANGCODE>
<SLANGCODE></SLANGCODE>
<FTTERM>
  <DESCRIPTN>Freight Terms Allowed</DESCRIPTN>
  <TERMID>ALD_BY2AX</TERMID>
</FTTERM>
<FOB>
  <DESCRIPTN>Free On Board</DESCRIPTN>
  <TERMID>CIF_BY2AX</TERMID>
</FOB>
<PAYMMETHOD>
  <DESCRIPTN>Cash to be paid on Delivery</DESCRIPTN>
  <TERMID>COD_BY2AX</TERMID>
</PAYMMETHOD>
<CREDTCRD>
<CARDID></CARDID>
<NAME index="1"/>
<DATETIME qualifier="EXPIRATION">
  <YEAR>2001</YEAR>
  <MONTH>06</MONTH>
  <DAY>06</DAY>
  <HOUR>00</HOUR>
  <MINUTE>05</MINUTE>
  <SECOND>00</SECOND>
  <SUBSECOND>0000</SUBSECOND>
  <TIMEZONE>+0800</TIMEZONE>
</DATETIME>
</CREDTCRD>
<POIDX></POIDX>
<ORDERHEADERTEXT>
  Order Header Text.
</ORDERHEADERTEXT>
<SHIPPINGINFOTEXT>
  Shipping Information Text.
</SHIPPINGINFOTEXT>
<BILLINGINFOTEXT>
```

```
Billing Information Text.
</BILLINGINFOTEXT>
</USERAREA>
<PARTNER>
  <NAME index="1">Supplier Name</NAME>
  <ONETIME>0</ONETIME>
  <PARTNRID>4291</PARTNRID>
  <PARTNRTYPE>SUPPLIER</PARTNRTYPE>
  <CURRENCY>USD_BY2AX</CURRENCY>
  <PARTNRIDX>4291</PARTNRIDX>
  <USERAREA><SITEID>0</SITEID></USERAREA>
</PARTNER>
<PARTNER>
  <NAME index="1">Sold To Name</NAME>
  <ONETIME>0</ONETIME>
  <PARTNRID>5970</PARTNRID>
  <PARTNRTYPE>SOLDTO</PARTNRTYPE>
  <CURRENCY>USD_BY2AX</CURRENCY>
  <PARTNRIDX>5970</PARTNRIDX>
  <CONTACT>
    <NAME index="1">Buyer Name</NAME>
    <EMAIL>myname@myemail</EMAIL>
    <FAX index="1"/>
    <TELEPHONE index="1">111-111-1111</TELEPHONE>
  </CONTACT>
</PARTNER>
<PARTNER>
  <NAME index="1">Carrier Name</NAME>
  <ONETIME>1</ONETIME>
  <PARTNRID></PARTNRID>
  <PARTNRTYPE>CARRIER</PARTNRTYPE>
</PARTNER>
<PARTNER>
  <NAME index="1">Bill To Name</NAME>
  <ONETIME>0</ONETIME>
  <PARTNRID>5970</PARTNRID>
  <PARTNRTYPE>BILLTO</PARTNRTYPE>
  <PARTNRIDX>5970</PARTNRIDX>
  <ADDRESS>
    <ADDRLINE index="1">111 Street Lane</ADDRLINE>
    <ADDRLINE index="2">Bill-to Line 2</ADDRLINE>
    <ADDRLINE index="3">Bill-to Line 3</ADDRLINE>
    <ADDRLINE index="4">Bill-to Line 4</ADDRLINE>
    <CITY>Cleveland</CITY>
    <COUNTRY>US_BY2AX</COUNTRY>
```

```
<POSTALCODE>11111</POSTALCODE>
<STATEPROVN>OH</STATEPROVN>
</ADDRESS>
</PARTNER>
<POTERM>
  <DESCRIPTN>Immediate Payment</DESCRIPTN>
  <TERMID>IM_BY2AX</TERMID>
  <DAYSNUM></DAYSNUM>
  <QUANTITY qualifier="PERCENT">
    <VALUE></VALUE>
    <NUMOFDEC></NUMOFDEC>
    <SIGN></SIGN>
    <UOM></UOM>
  </QUANTITY>
</POTERM>
</POHEADER>
<POLINE>
  <DATETIME qualifier="NEEDELV">
    <YEAR>2001</YEAR>
    <MONTH>07</MONTH>
    <DAY>16</DAY>
    <HOUR>00</HOUR>
    <MINUTE>04</MINUTE>
    <SECOND>00</SECOND>
    <SUBSECOND>0000</SUBSECOND>
    <TIMEZONE>+0800</TIMEZONE>
  </DATETIME>
  <OPERAMT qualifier="UNIT" type="T">
    <VALUE>2100</VALUE>
    <NUMOFDEC>2</NUMOFDEC>
    <SIGN>+</SIGN>
    <CURRENCY>USD_BY2AX</CURRENCY>
    <UOMVALUE>1</UOMVALUE>
    <UOMNUMDEC>0</UOMNUMDEC>
    <UOM>EA_BY2AX</UOM>
  </OPERAMT>
  <QUANTITY qualifier="ORDERED">
    <VALUE>100</VALUE>
    <NUMOFDEC>0</NUMOFDEC>
    <SIGN>+</SIGN>
    <UOM>EA_BY2AX</UOM>
  </QUANTITY>
  <POLINENUM>1</POLINENUM>
  <SITELEVEL index="1">0</SITELEVEL>
  <COMMODITY index="1">161266</COMMODITY>
```

```
<CONTRACTB>0</CONTRACTB>
<DELIVERTO></DELIVERTO>
<HAZRDMATL></HAZRDMATL>
<NOTES>This is the line note.</NOTES>
<PACKING></PACKING>
<REQUESTER></REQUESTER>
<REQUISTNID>0</REQUISTNID>
<DESCRIPTN>Meat, 14kg Shrink Wrapped Pak</DESCRIPTN>
<ITEM></ITEM>
<ITEMX>12-923</ITEMX>
<USERAREA>
  <REQLINENUM>0</REQLINENUM>
  <MFRNAME/>
  <MFRNUM></MFRNUM>
  <UNNUM/>
  <COUNTRYORG></COUNTRYORG>
  <DATETIME qualifier="PROMSHIP">
    <YEAR>2001</YEAR>
    <MONTH>07</MONTH>
    <DAY>17</DAY>
    <HOUR>13</HOUR>
    <MINUTE>04</MINUTE>
    <SECOND>18</SECOND>
    <SUBSECOND>0000</SUBSECOND>
    <TIMEZONE>+0800</TIMEZONE>
  </DATETIME>
<MAILSTOP>Mailstop Line 1</MAILSTOP>
</USERAREA>
<PARTNER>
  <NAME index="1">Ship To Name</NAME>
  <ONETIME>0</ONETIME>
  <PARTNRID>5970</PARTNRID>
  <PARTNRTYPE>SHIPTO</PARTNRTYPE>
  <CURRENCY>USD_BY2AX</CURRENCY>
  <PARTNRIDX>5970</PARTNRIDX>
  <ADDRESS>
    <ADDRLINE index="1">Ship-to Line 1.1</ADDRLINE>
    <ADDRLINE index="2">Ship-to Line 2.1</ADDRLINE>
    <ADDRLINE index="3">Ship-to Line 3.1</ADDRLINE>
    <ADDRLINE index="4">Ship-to Line 4.1</ADDRLINE>
    <CITY>Auckland</CITY>
    <COUNTRY>NZ</COUNTRY>
    <POSTALCODE/>
    <STATEPROVN/>
  </ADDRESS>
```

```
</PARTNER>
</POLINE>
<POLINE>
  <DATETIME qualifier="NEEDELV">
    <YEAR>2001</YEAR>
    <MONTH>07</MONTH>
    <DAY>16</DAY>
    <HOUR>00</HOUR>
    <MINUTE>04</MINUTE>
    <SECOND>00</SECOND>
    <SUBSECOND>0000</SUBSECOND>
    <TIMEZONE>+0800</TIMEZONE>
  </DATETIME>
  <OPERAMT qualifier="UNIT" type="T">
    <VALUE>10000</VALUE>
    <NUMOFDEC>3</NUMOFDEC>
    <SIGN>+</SIGN>
    <CURRENCY>USD_BY2AX</CURRENCY>
    <UOMVALUE>1</UOMVALUE>
    <UOMNUMDEC>0</UOMNUMDEC>
    <UOM>BX</UOM>
  </OPERAMT>
  <QUANTITY qualifier="ORDERED">
    <VALUE>100</VALUE>
    <NUMOFDEC>1</NUMOFDEC>
    <SIGN>+</SIGN>
    <UOM>BX</UOM>
  </QUANTITY>
  <POLINENUM>2</POLINENUM>
  <SITELEVEL index="1">0</SITELEVEL>
  <COMMODITY index="1">161266</COMMODITY>
  <CONTRACTB>0</CONTRACTB>
  <DELIVERTO></DELIVERTO>
  <HAZRDMATL></HAZRDMATL>
  <NOTES></NOTES>
  <PACKING></PACKING>
  <REQUESTER></REQUESTER>
  <REQUISTNID>0</REQUISTNID>
  <DESCRIPTN>Meat, Box of 100 250gm Retail Packets</DESCRIPTN>
  <ITEM/>
  <ITEMX>12-9345</ITEMX>
  <USERAREA>
    <REQLINENUM>0</REQLINENUM>
    <MFRNAME>Maunfacturer</MFRNAME>
    <MFRNUM>1234-76342</MFRNUM>
```



```
<UNNUM>ABC78364</UNNUM>
<COUNTRYORG/>
<DATETIME qualifier="PROMSHIP">
  <YEAR>2001</YEAR>
  <MONTH>07</MONTH>
  <DAY>19</DAY>
  <HOUR>13</HOUR>
  <MINUTE>04</MINUTE>
  <SECOND>18</SECOND>
  <SUBSECOND>0000</SUBSECOND>
  <TIMEZONE>+0800</TIMEZONE>
</DATETIME>
<MAILSTOP>Mailstop Line 2</MAILSTOP>
</USERAREA>
<PARTNER>
  <NAME index="1">Ship To Name</NAME>
  <ONETIME>0</ONETIME>
  <PARTNRID>5970</PARTNRID>
  <PARTNRTYPE>SHIPTO</PARTNRTYPE>
  <CURRENCY>USD_BY2AX</CURRENCY>
  <PARTNRIDX>5970</PARTNRIDX>
  <ADDRESS>
    <ADDRLINE index="1">Ship-to Line 1.2</ADDRLINE>
    <ADDRLINE index="2">Ship-to Line 2.2</ADDRLINE>
    <ADDRLINE index="3">Ship-to Line 3.2</ADDRLINE>
    <ADDRLINE index="4">Ship-to Line 4.2</ADDRLINE>
    <CITY>Santa Clara</CITY>
    <COUNTRY>US_BY2AX</COUNTRY>
    <POSTALCODE>94065</POSTALCODE>
    <STATEPROVN>CA</STATEPROVN>
  </ADDRESS>
</PARTNER>
</POLINE>
<POLINE>
  <DATETIME qualifier="NEEDELV">
    <YEAR>2001</YEAR>
    <MONTH>07</MONTH>
    <DAY>17</DAY>
    <HOUR>00</HOUR>
    <MINUTE>04</MINUTE>
    <SECOND>00</SECOND>
    <SUBSECOND>0000</SUBSECOND>
    <TIMEZONE>+0800</TIMEZONE>
  </DATETIME>
  <OPERAMT qualifier="UNIT" type="T">
```

```
<VALUE>10000</VALUE>
<NUMOFDEC>3</NUMOFDEC>
<SIGN>+</SIGN>
<CURRENCY>USD_BY2AX</CURRENCY>
<UOMVALUE>1</UOMVALUE>
<UOMNUMDEC>0</UOMNUMDEC>
<UOM>EA_BY2AX</UOM>
</OPERAMT>
<QUANTITY qualifier="ORDERED">
  <VALUE>10</VALUE>
  <NUMOFDEC>0</NUMOFDEC>
  <SIGN>+</SIGN>
  <UOM>EA_BY2AX</UOM>
</QUANTITY>
<POLINENUM>3</POLINENUM>
<SITELEVEL index="1">0</SITELEVEL>
<COMMODITY index="1">161266</COMMODITY>
<CONTRACTB>0</CONTRACTB>
<DELIVERTO></DELIVERTO>
<HAZRDMATL></HAZRDMATL>
<NOTES></NOTES>
<PACKING></PACKING>
<REQUESTER></REQUESTER>
<REQUISTNID>0</REQUISTNID>
<DESCRIPTN>Smoked Meat, Shrink Wrapped</DESCRIPTN>
<ITEM></ITEM>
<ITEMX>12-9</ITEMX>
<USERAREA>
  <REQLINENUM>0</REQLINENUM>
  <MFRNAME></MFRNAME>
  <MFRNUM></MFRNUM>
  <UNNUM></UNNUM>
  <COUNTRYORG></COUNTRYORG>
  <DATETIME qualifier="PROMSHIP">
    <YEAR>2001</YEAR>
    <MONTH>07</MONTH>
    <DAY>21</DAY>
    <HOUR>13</HOUR>
    <MINUTE>04</MINUTE>
    <SECOND>18</SECOND>
    <SUBSECOND>0000</SUBSECOND>
    <TIMEZONE>+0800</TIMEZONE>
  </DATETIME>
<MAILSTOP>Mailstop Line 3</MAILSTOP>
</USERAREA>
```

```

<PARTNER>
  <NAME index="1">Ship To Name</NAME>
  <ONETIME>0</ONETIME>
  <PARTNRID>5970</PARTNRID>
  <PARTNRTYPE>SHIPTO</PARTNRTYPE>
  <CURRENCY>USD_BY2AX</CURRENCY>
  <PARTNRIDX>5970</PARTNRIDX>
  <ADDRESS>
    <ADDRLINE index="1">Ship-to Line 1.3</ADDRLINE>
    <ADDRLINE index="2">Ship-to Line 2.3</ADDRLINE>
    <ADDRLINE index="3">Ship-to Line 3.3</ADDRLINE>
    <ADDRLINE index="4">Ship-to Line 4.3</ADDRLINE>
    <CITY>Auckland</CITY>
    <COUNTRY>NZ</COUNTRY>
    <POSTALCODE/>
    <STATEPROVN/>
  </ADDRESS>
</PARTNER>
</POLINE>
<POLINE>
  <DATETIME qualifier="NEEDELV">
    <YEAR>2001</YEAR>
    <MONTH>07</MONTH>
    <DAY>16</DAY>
    <HOUR>00</HOUR>
    <MINUTE>04</MINUTE>
    <SECOND>00</SECOND>
    <SUBSECOND>0000</SUBSECOND>
    <TIMEZONE>+0800</TIMEZONE>
  </DATETIME>
  <OPERAMT qualifier="UNIT" type="T">
    <VALUE>10000</VALUE>
    <NUMOFDEC>3</NUMOFDEC>
    <SIGN>+</SIGN>
    <CURRENCY>USD_BY2AX</CURRENCY>
    <UOMVALUE>1</UOMVALUE>
    <UOMNUMDEC>0</UOMNUMDEC>
    <UOM>EA_BY2AX</UOM>
  </OPERAMT>
  <QUANTITY qualifier="ORDERED">
    <VALUE>20</VALUE>
    <NUMOFDEC>0</NUMOFDEC>
    <SIGN>+</SIGN>
    <UOM>EA_BY2AX</UOM>
  </QUANTITY>

```

```
<POLINENUM>4</POLINENUM>
<SITELEVEL index="1">0</SITELEVEL>
<COMMODITY index="1">161266</COMMODITY>
<CONTRACTB>0</CONTRACTB>
<DELIVERTO></DELIVERTO>
<HAZRDMATL></HAZRDMATL>
<NOTES></NOTES>
<PACKING></PACKING>
<REQUESTER></REQUESTER>
<REQUISTNID>0</REQUISTNID>
<DESCRIPTN>Meat, 4 Pack, Retail Wrapped</DESCRIPTN>
<ITEM></ITEM>
<ITEMX></ITEMX>
<USERAREA>
  <REQLINENUM>0</REQLINENUM>
  <MFRNAME></MFRNAME>
  <MFRNUM></MFRNUM>
  <UNNUM></UNNUM>
  <COUNTRYORG></COUNTRYORG>
  <DATETIME qualifier="PROMSHIP">
    <YEAR>2001</YEAR>
    <MONTH>07</MONTH>
    <DAY>23</DAY>
    <HOUR>13</HOUR>
    <MINUTE>04</MINUTE>
    <SECOND>18</SECOND>
    <SUBSECOND>0000</SUBSECOND>
    <TIMEZONE>+0800</TIMEZONE>
  </DATETIME>
  <MAILSTOP>Mailstop Line 4</MAILSTOP>
</USERAREA>
<PARTNER>
  <NAME index="1">Ship To Name</NAME>
  <ONETIME>0</ONETIME>
  <PARTNRID>5970</PARTNRID>
  <PARTNRTYPE>SHIPTO</PARTNRTYPE>
  <CURRENCY>USD_BY2AX</CURRENCY>
  <PARTNRIDX>5970</PARTNRIDX>
  <ADDRESS>
    <ADDRLINE index="1">Ship-to Line 1.4</ADDRLINE>
    <ADDRLINE index="2">Ship-to Line 2.4</ADDRLINE>
    <ADDRLINE index="3">Ship-to Line 3.4</ADDRLINE>
    <ADDRLINE index="4">Ship-to Line 4.4</ADDRLINE>
    <CITY>New Plymouth</CITY>
    <COUNTRY>NZ</COUNTRY>
```

```

        <POSTALCODE/>
        <STATEPROVN/>
    </ADDRESS>
</PARTNER>
</POLINE>
</ADD_PO>
</DATAAREA>
</ADD_PO_003>

```

Data Mapping

The following table lists the tags in the Purchase Order Inbound (ADD_PO_003) document that are mapped to your own values if you entered data mappings on the **Data Mapping** page on the Exchange (when you click the "Company Admin" link, then the Application Setup tab).

Table 2–1 Mapped Tags in Purchase Order Inbound (ADD_PO_003)

Tag in XML Document	Definition in Data Mapping Page
COUNTRY (used in ADDRESS tag)	Country Code
CURRENCY	Currency
PARTNRID when PARTNRTYPE is "Carrier"	Freight Carrier Code
TERMID (used in FTTERM tag)	Freight Terms
TERMID (used in FOB tag)	FOB Code
UOM	Unit of Measurement
PARTNRIDX	Trading Partner ID
TERMID (used in PAYMMETHOD tag)	Payment Method
TERMID (used in POTERMS tag)	Payment Terms

Purchase Order Outbound (ADD_PO_003)

The Purchase Order Outbound (ADD_PO_003) transaction is OAGI-compliant, using the OAGI document type definition (DTD) called ADD_PO.

Note: In the Purchase Order Outbound XML document, the Exchange does not include attachments that you added to the order on the Exchange.

Exchange Compliance Requirements

The Required or Optional indicators below refer to whether the tag is required by the DTD or always required for orders created on the Exchange. For example, PAYMMETHOD (payment method) is optional according to the DTD, but the Exchange requires a payment method when entering orders online. Therefore, PAYMMETHOD is "required by the Exchange."

CNTROLAREA (Required)

The CNTROLAREA consists of the following tags:

BSR (Required) The tags and values in the BSR element must be as follows: VERB(ADD) must be ADD, NOUN(PO) must be PO, and REVISION(003) must be 003.

SENDER (Required) The SENDER area consists of the following tags:

- LOGICALID (Required)
The value is always Oracle Exchange.
- COMPONENT (Required)
Component issuing the document—always Purchasing for outbound purchase orders.
- TASK (Required)
Action—always POISSUE for outbound purchase orders.
- REFERENCEID (Required)
Not used.
- CONFIRMATION (Required)
The OAGI uses this tag to tell the system whether to send confirmation that the XML document was received. (In the OAGI standards, 1 means to send confirmation only if an error occurred; 2 means to always send confirmation; 0 means to send no confirmation.)
- LANGUAGE (Required)
Exchange language code in which the text fields are transmitted.
- CODEPAGE (Required)

OAGI-required CODEPAGE indicator. The Exchange places a character set encoding in this tag, but uses the XML encoding (for example, `<?xml version = '1.0' encoding = 'UTF-8' standalone = 'no'?>`) specified in the document prolog to determine the character set. The system receiving this transaction should also use the XML encoding specified in the XML document prolog.

- **AUTHID (Required)**

Always set to APPS by the Exchange for outbound purchase orders.

DATETIME(CREATION) (Required) Date the XML document was created, expressed using separate tags for the year, month, day, hour, minute, second, subsecond, and time zone.

DATAAREA

The XML data is contained in the DATAAREA tag.

ADD_PO

The purchase order header (POHEADER) and line (POLINE) information is contained in the ADD_PO area.

POHEADER (Required)

The POHEADER area consists of the following purchase order header tags:

DATETIME(DOCUMENT) (Required by the Exchange) Date the purchase order was created, using separate tags for the year, month, day, hour, minute, second, subsecond, and time zone. The information in this tag is displayed in the Order Date field on the order on the Exchange.

OPERAMT(EXTENDED)(T) (Required by the Exchange) Total purchase order amount. The information in this tag is displayed in the Order Total on the order on the Exchange. The amount is expressed using the following tags:

- **VALUE (Required)**

Amount value, without decimal indicators or thousand separators.

- **NUMOFDEC (Required)**

Number of decimal places. For example, a VALUE of 2596 and a NUMOFDEC of 2 is 25.96.

- **SIGN (Required)**

Indicator of positive (+) or negative (-) amount.

- **CURRENCY (Required)**

ISO currency code in which the amount is expressed. This code will be mapped if you provided a mapped value.

- **UOMVALUE (Required)**

Used when prices or costs are to be expressed in terms of multiples of the given UOM—for example, if UOM is lbs and the price is expressed in terms of \$ per ton. The Exchange value is always 1.

- **UOMNUMDEC (Required)**

Number of decimal places for the UOMVALUE. For example, a UOMVALUE of 1 and a UOMNUMDEC of 0 is 1. The Exchange value is always 0.

- **UOM (Required)**

Unit of measure, such as EACH, in which the value is expressed. (In the header OPERAMT(EXTENDED)(T) only, the UOM is not mapped.)

POID (Required) Unique order number generated by the Exchange.

Note: If buyers do not enter a Buyer Order Number on orders that they create online on the Exchange, the buying company must capture the Exchange-generated order number that is provided in the resulting Purchase Order Outbound (ADD_PO_003) transaction. If the buyer later changes this order, the Exchange requires that Change PO Inbound (CHANGE_PO_002) contain either an existing buyer order number on the Exchange or the Exchange-generated number.

BUYERID (Required by the Exchange) Exchange user name for the buyer.

COSTCENTER (Optional) Cost center code. The information in this tag is displayed in the Cost Center field on the order on the Exchange.

DESCRIPTN (Required by the Exchange) Order description. The information in this tag is displayed in the Description field on the order on the Exchange. This tag is limited to 2,000 bytes. (In some languages, bytes are equal to characters.)

NOTES (Optional) Order notes, if any. The information in this tag is displayed in the Note to Supplier field on the order on the Exchange. This tag is limited to 2,000 bytes. (In some languages, bytes are equal to characters.)

POTYPE (Required by the Exchange) A Standard purchase order type is used for outbound purchase orders.

SALESORDID (Optional) Not used by the Exchange.

USERAREA (Optional) The USERAREA contains tags that the Exchange needs but that may not be available in the OAGI ADD_PO DTD. The Exchange provides only the USERAREA tags listed here:

- **DATETIME(NEEDEDELV) (Optional)**

Need-by date for the order item(s), expressed using separate tags for the year, month, day, hour, minute, second, subsecond, and time zone. The information in this tag is displayed in the Need By Date field on the order on the Exchange.

Note: The Exchange relies on the line-level need-by dates to communicate need-by information. Therefore, for your system, refer to the line-level need-by dates rather than this one. For example, even if the supplier disallows multiple shipments (such as different line-level need-by dates) on orders, the Exchange repeats the same need-by date for each line.

- **DATETIME(APPREQ) (Required by the Exchange if ACKREQUEST indicates that acknowledgment is required)**

Acknowledge-by date for the order item(s), expressed using separate tags for the year, month, day, hour, minute, second, subsecond, and time zone. The information in this tag is displayed in the Acknowledgment Required By field on the order on the Exchange.

- **ACKREQUEST (Required by the Exchange)**

Indicator of whether a supplier acknowledgment (the actual inbound or outbound XML purchase order acknowledgment transaction or an online response on the Exchange) is required—0 means not required, 1 means required.

- **POSTATUS (Required by the Exchange)**

Current status of the document. The status is always Open. The Exchange looks at ACKREQUEST to determine whether the order status that displays on the Exchange on the **View Orders** page should be New or Acknowledgment Required.

- **BLANGCODE** (Optional)

Not used by the Exchange.

- **SLANGCODE** (Optional)

Not used by the Exchange.

- **FTTERM** (Optional)

Provisions for payment of freight, expressed using a (DESCRIPTN) and code (TERMID). For example, a PREPAID freight term might mean the supplier pays the freight and invoices the buyer. The code will be mapped if you provided a mapped value. The information in the DESCRIPTN tag is displayed in the Freight Terms field on the order on the Exchange.

- **FOB** (Optional)

Point at which the buyer takes title of the goods, expressed using a description (DESCRIPTN) and code (TERMID). The code will be mapped if you provided a mapped value. The information in the DESCRIPTN tag is displayed in the FOB field on the order on the Exchange.

- **PAYMMETHOD** (Required by the Exchange)

Payment method description (DESCRIPTN) and code (TERMID). The code will be mapped if you provided a mapped value. The information in the DESCRIPTN tag is displayed in the Payment Method field on the order on the Exchange.

- **CREDTCRD** (Required by the Exchange when PAYMMETHOD is a credit card)

Credit card information if the payment method is a credit card, including credit card number, name of credit card holder, and credit card expiration date. The information in this tag is displayed in the Credit Card fields on the order on the Exchange.

- **POIDX** (Optional)

Buyer's order number. The information in this tag is displayed in the Buyer Order Number field on the order on the Exchange.

- **MAILSTOP** (Optional)

Not used by the Exchange. The Exchange stores the mail stop at the line level (even if entered at the header level on the order).

- ORDERHEADERTEXT (Optional)

Order header text. The information in this tag is displayed in a freeform area at the top of the order on the Exchange. You can create this text in the **Customize Purchase Order Text** page in the Company Administration application on the Exchange.

- SHIPPINGINFOTEXT (Optional)

Order shipping text. The information in this tag is displayed in a freeform area at the top of the Shipping section of the order on the Exchange. You can create this text in the **Customize Purchase Order Text** page in the Company Administration application on the Exchange.

- BILLINGINFOTEXT (Optional)

Order billing text. The information in this tag is displayed in a freeform area at the top of the Billing section of the order on the Exchange. You can create this text in the **Customize Purchase Order Text** page in the Company Administration application on the Exchange.

- QUANTITY(WEIGHT) (Optional)

This tag contains a value (using the VALUE, NUMOFDEC, SIGN, and UOM tags) only if the order was created in the Transportation application on the Exchange. The information in this tag is displayed in the Shipment Weight field (in the Shipping section) on the **View Order Details** page of the Transportation application.

Note: The Exchange uses this tag and the following Transportation tags only in outbound orders.

- QUANTITY(VOLUME) (Optional)

This tag contains a value (using the VALUE, NUMOFDEC, SIGN, and UOM tags) only if the order was created in the Transportation application on the Exchange. The information in this tag is displayed in the Shipment Volume field (in the Shipping section) on the **View Order Details** page of the Transportation application.

- LOADID (Optional)

This tag contains a value only if the order was created in the Transportation application on the Exchange.

- **LOADNUMBER (Optional)**

This tag contains a value only if the order was created in the Transportation application on the Exchange. The information in this tag is displayed in the Description field on the **View Order Details** page of the Transportation application. The Description field is a combination of the LOAD_ID, LOAD_SCHEDULE_ID, and LOAD_NUMBER.

- **SCHEDULEDNAME (Optional)**

This tag contains a value only if the order was created in the Transportation application on the Exchange. It contains the origin and destination information.

PARTNER (Required) The outbound purchase order header on the Exchange has one PARTNER element each for the supplier, buyer, carrier, and buyer's billing information. Each PARTNER element consists of the following tags:

- **NAME (Required by the Exchange when the PARTNRTYPE is SOLDTO)**

Name of the partner (buyer, supplier, or carrier). The information in this tag is displayed in the Buyer, Supplier, or Carrier field on the order on the Exchange.

- **ONETIME (Required by the Exchange)**

OAGI-required indicator of whether the business partner has been established only for this transaction (0 for "no," 1 for "yes"). For the supplier and buyer, the Exchange always sets this to 0 for outbound purchase orders. For the carrier, the Exchange always sets this to 1 for outbound purchase orders.

- **PARTNRID (Required)**

Trading Partner ID for the buyer or supplier as given by the Exchange in the Trading Partner Directory. (For the carrier, however, this is the carrier code, which will be mapped if you provided a mapped value.) For outbound purchase orders, the PARTNRID is the buyer company's Trading Partner ID if the PARTNRTYPE is SOLDTO, and a unique bill-to address ID if the PARTNRTYPE is BILLTO.

- **PARTNRTYPE (Required)**

The four valid header-level partner types supported by the Exchange are as follows: SUPPLIER to indicate that this is supplier information, SOLDTO to indicate that this is buyer information, CARRIER to indicate that this is carrier information, or BILLTO to indicate that this is the buyer's billing information.

- **CURRENCY** (Required by the Exchange for the SOLDTO and SUPPLIER partner types)
Partner's default currency code, set in the **Company Profile** page in the Company Administration application. This code will be mapped if you provided a mapped value.
- **PARTNRIDX** (Required by the Exchange)
The mapped Trading Partner ID that you use for the partner, if you mapped a different ID than the one the Exchange uses in PARTNRID above. Otherwise, the PARTNRID is used here.
- **ADDRESS** (Required by the Exchange for the BILLTO partner type)
Address according to PARTNRRTYPE—for example, the buyer's billing address if the PARTNRRTYPE is BILLTO. The information in this tag is displayed in the Bill-To Address field on the order on the Exchange when the PARTNRRTYPE is BILLTO.
- **CONTACT** (Required by the Exchange for the SOLDTO partner type)
Buyer's contact information, including a NAME1, DESCRIPTN, EMAIL, FAX1 - FAX9, NAME2 - NAME9, TELEPHONE1 -TELEPHONE9, and USERAREA. The Exchange always provides contact information when the PARTNRRTYPE is SOLDTO. The information in the EMAIL, TELEPHONE, and FAX tags displays in the Buyer E-mail, Buyer Phone/Ext., and Buyer Fax fields on the order on the Exchange.

POTERM (Optional) The POTERM area consists of the following tags:

- **DESCRIPTN** (Optional)
Payment term description, such as Immediate. The information in this tag is displayed in the Payment Terms field on the order on the Exchange.
- **TERMID** (Optional)
Payment term code. This code will be mapped if you provided a mapped value.
- **DAYSNUM** (Optional)
Not used by the Exchange.
- **QUANTITY(PERCENT)** (Optional)
Not used by the Exchange.

POLINE (at least one is Required)

The POLINE area consists of the following purchase order line tags:

DATETIME(NEEDEDELV) (Required by the Exchange) Line-level need-by date, expressed using separate tags for the year, month, day, hour, minute, second, subsecond, and time zone. The information in this tag is displayed in the Need By Date field on the order line on the Exchange.

OPERAMT(UNIT)(T) (Required by the Exchange) Item amount, expressed using the OAGI-required tags VALUE, NUMOFDEC, SIGN, CURRENCY, UOMVALUE, UOMNUMDEC, and UOM. (See descriptions of these tags above, earlier in this section.) The information in this tag is displayed in the Price field on the order line on the Exchange.

QUANTITY(ORDERED) (Required) Quantity ordered, expressed using the OAGI-required tags VALUE, NUMOFDEC, SIGN, and UOM. (See descriptions of these tags above, earlier in this section.) The information in this tag is displayed in the Quantity field on the order line on the Exchange.

POLINENUM (Required) Order line number. The information in this tag is displayed in the Line field on the order line on the Exchange.

SITELEVEL1 (Required)

The Exchange places the ship-to location ID in this field.

COMMODITY (Optional) The Exchange item category code. The category represented by this code displays in the Category field on the order line on the Exchange.

CONTRACTB (Optional) Not used by the Exchange. The Exchange places 0 here.

DELIVERTO (Optional) Not used by the Exchange.

HAZRDMATL (Optional) Hazardous material code or description.

NOTES (Optional) Any notes associated with the order line. This tag is limited to 2,000 bytes. (In some languages, bytes are equal to characters.)

PACKING (Optional) Not used by the Exchange.

REQUESTER (Optional) Not used by the Exchange.

REQUISTNID (Optional) Not used by the Exchange. The Exchange places 0 here.

DESCRIPTN (The DTD requires one of the following: a DESCRIPTN, ITEM, ITEMX, or UPC)
Item description. The information in this tag is displayed in the Item Description field on the order line on the Exchange. This tag is limited to 240 bytes. (In some languages, bytes are equal to characters.)

ITEM (The DTD requires one of the following: a DESCRIPTN, ITEM, ITEMX, or UPC) Not used by the Exchange.

ITEMX (Required by the Exchange) Supplier's item number. The information in this tag is displayed in the Supplier Item number field on the order line on the Exchange.

USERAREA (Optional) The line-level USERAREA contains tags that the Exchange needs but that may not be available in the OAGI ADD_PO DTD. The Exchange provides only the USERAREA tags listed here:

- **REQLINENUM (Optional)**
Not used by the Exchange.
- **MFRNAME (Optional)**
Manufacturer name. The information in this tag is displayed in the Manufacturer field on the order line on the Exchange.
- **MFRNUM (Optional)**
Manufacturer part number. The information in this tag is displayed in the Manufacturer Item field on the order line on the Exchange.
- **UNNUM (Optional)**
United Nations Standard Product and Service Code (UNSPSC code) if the supplier provided one for the item.
- **COUNTRYORG (Optional)**
Not used by the Exchange.
- **DATETIME(PROMSHIP) (Optional)**
Not used by the Exchange. The Exchange places the purchase order creation date in this field.
- **MAILSTOP (Optional)**

Address mail stop, if any. The information in this tag is displayed in the Mail Stop field on the order line on the Exchange.

- ERPREFPROJECTINFO (Optional)

A buyer can be assigned a role on a project or task in Product Development Exchange. If the buyer enters project or task information on the purchase order, the following tags contain the project and task values:

Note: The ERPREFPROJECTINFO tags are used in outbound purchase orders only.

ERPREFPROJECT contains the tag ERPREFPROJECTNUM, which contains the project number, if any.

ERPREFTASK contains the tag ERPREFTASKNUM, which contains the task number, if any. If an ERPREFTASK value is provided, ERPREFPROJECT will also have a value.

- QUANTITY(WEIGHT) (Optional)

This tag contains a value (using the VALUE, NUMOFDEC, SIGN, and UOM tags) only if the order was created in the Transportation application on the Exchange. The information in this tag is displayed in the Weight field (in the Items section) on the **View Order Details** page of the Transportation application.

- QUANTITY(VOLUME) (Optional)

This tag contains a value (using the VALUE, NUMOFDEC, SIGN, and UOM tags) only if the order was created in the Transportation application on the Exchange. The information in this tag is displayed in the Volume field (in the Items section) on the **View Order Details** page of the Transportation application.

- CONTAINERFLAG (Optional)

This tag contains a value only if the order was created in the Transportation application on the Exchange. The information in this tag is displayed in the Container field (in the Items section) on the **View Order Details** page of the Transportation application. The tag <CONTAINERFLAG/> indicates that the item is not a container; the tag <CONTAINERFLAG>X</CONTAINERFLAG> indicates that the item is a container.

- LINENUMBER (Optional)

This tag contains a value only if the order was created in the Transportation application on the Exchange. The information in this tag is displayed in the Line field (in the Items section) on the **View Order Details** page of the Transportation application.

CHARGE (Optional) Not used by the Exchange. See the OAGI Web site for more information about the CHARGE element.

PARTNER (Required by the Exchange) Line-level ship-to information required by the Exchange, expressed using the tags NAME, ONETIME, PARTNRID, PARTNRIDX, and PARTNRTYPE (described above, earlier in this section). The PARTNRID is a unique ship-to address ID. An ADDRESS is also included. The information in this tag is displayed in the Ship-To Address field on the order line on the Exchange.

Example XML

The following is an example Purchase Order Outbound (ADD_PO_003) transaction:

```
<?xml version = '1.0' encoding = 'UTF-8' standalone = 'no'?>
<!-- Oracle eXtensible Markup Language Gateway Server -->
<!DOCTYPE ADD_PO_003 SYSTEM "056_add_po_003.dtd">
<ADD_PO_003>
  <CNTROLAREA>
    <BSR>
      <VERB value="ADD">ADD</VERB>
      <NOUN value="PO">PO</NOUN>
      <REVISION value="003">003</REVISION>
    </BSR>
    <SENDER>
      <LOGICALID>Oracle Exchange</LOGICALID>
      <COMPONENT>PURCHASING</COMPONENT>
      <TASK>POISSUE</TASK>
      <REFERENCEID>1</REFERENCEID>
      <CONFIRMATION>0</CONFIRMATION>
      <LANGUAGE>US</LANGUAGE>
      <CODEPAGE>UTF8</CODEPAGE>
      <AUTHID>APPS</AUTHID>
    </SENDER>
    <DATETIME qualifier="CREATION">
      <YEAR>2002</YEAR>
      <MONTH>07</MONTH>
      <DAY>26</DAY>
      <HOUR>16</HOUR>
      <MINUTE>32</MINUTE>
    </DATETIME>
  </CNTROLAREA>
</ADD_PO_003>
```

```

        <SECOND>06</SECOND>
        <SUBSECOND>0000</SUBSECOND>
        <TIMEZONE>-0700</TIMEZONE>
    </DATETIME>
</CNTROLAREA>
<DATAAREA>
    <ADD_PO>
        <POHEADER>
            <DATETIME qualifier="DOCUMENT">
                <YEAR>2002</YEAR>
                <MONTH>07</MONTH>
                <DAY>26</DAY>
                <HOUR>16</HOUR>
                <MINUTE>31</MINUTE>
                <SECOND>46</SECOND>
                <SUBSECOND>0000</SUBSECOND>
                <TIMEZONE>-0700</TIMEZONE>
            </DATETIME>
            <OPERAMT qualifier="EXTENDED" type="T">
                <VALUE>1644</VALUE>
                <NUMOFDEC>0</NUMOFDEC>
                <SIGN>+</SIGN>
                <CURRENCY>USD-right</CURRENCY>
                <UOMVALUE>1</UOMVALUE>
                <UOMNUMDEC>0</UOMNUMDEC>
                <UOM/>
            </OPERAMT>
            <POID>117853</POID>
            <BUYERID>ELVIS</BUYERID>
            <COSTCENTER/>
            <DESCRIPTN>test transaction</DESCRIPTN>
            <NOTES/>
            <POTYPE>Standard</POTYPE>
            <SALESORDID/>
            <USERAREA><DATETIME
qualifier="NEEDELV"><YEAR>2002</YEAR><MONTH>09</MONTH><DAY>23</DAY><HOUR>23</HO
UR><MINUTE>59</MINUTE><SECOND>00</SECOND><SUBSECOND>0000</SUBSECOND><TIMEZONE>-0
700</TIMEZONE></DATETIME><DATETIME
qualifier="APPRQ"><YEAR>2002</YEAR><MONTH>09</MONTH><DAY>23</DAY><HOUR>23</HO
UR><MINUTE>59</MINUTE><SECOND>00</SECOND><SUBSECOND>0000</SUBSECOND><TIMEZONE>-070
0</TIMEZONE></DATETIME><ACKREQUEST>1</ACKREQUEST><POSTATUS>Open</POSTATUS><BLANG
CODE/><SLANGCODE/><FTTERM><DESCRIPTN/><TERMID/></FTTERM><FOB><DESCRIPTN/><TERMID
/></FOB><PAYMMETHOD><DESCRIPTN>Invoice
Account</DESCRIPTN><TERMID>IA</TERMID></PAYMMETHOD><CREDTCRD><CARDID/><NAME
index="1"/></CREDTCRD><DATETIME

```

```

qualifier="EXPIRATION"><YEAR/><MONTH/><DAY/><HOUR/><MINUTE/><SECOND/><SUBSECOND/
><TIMEZONE/></DATETIME><POIDX/><MAILSTOP/><ORDERHEADERTXT/><SHIPPINGINFOTEXT/><
BILLINGINFOTEXT/><QUANTITY
qualifier="WEIGHT"><VALUE/><NUMOFDEC/><SIGN/><UOM/></QUANTITY><QUANTITY
qualifier="VOLUME"><VALUE/><NUMOFDEC/><SIGN/><UOM/></QUANTITY><LOADID/><LOADNUMB
ER/><SCHEDULEDNAME/></USERAREA>
  <PARTNER>
    <NAME index="1">ACME Supplier</NAME>
    <ONETIME>0</ONETIME>
    <PARTNRID>9176</PARTNRID>
    <PARTNRTYPE>SUPPLIER</PARTNRTYPE>
    <CURRENCY>USD-right</CURRENCY>
    <PARTNRIDX>9176</PARTNRIDX>
  </PARTNER>
  <PARTNER>
    <NAME index="1">elvis</NAME>
    <ONETIME>0</ONETIME>
    <PARTNRID>9649</PARTNRID>
    <PARTNRTYPE>SOLDTO</PARTNRTYPE>
    <CURRENCY>USD-right</CURRENCY>
    <PARTNRIDX>9649-right</PARTNRIDX>
    <CONTACT>
      <NAME index="1">Elvis Smith</NAME>
      <EMAIL>elviszz21@oracle.com</EMAIL>
      <FAX index="1"/>
      <TELEPHONE index="1">123-1234567 </TELEPHONE>
    </CONTACT>
  </PARTNER>
  <PARTNER>
    <NAME index="1"/>
    <ONETIME>1</ONETIME>
    <PARTNRID/>
    <PARTNRTYPE>CARRIER</PARTNRTYPE>
  </PARTNER>
  <PARTNER>
    <NAME index="1">My Office</NAME>
    <ONETIME>0</ONETIME>
    <PARTNRID>7469</PARTNRID>
    <PARTNRTYPE>BILLTO</PARTNRTYPE>
    <PARTNRIDX>7469</PARTNRIDX>
    <ADDRESS>
      <ADDRLINE index="1">Graceland</ADDRLINE>
      <ADDRLINE index="2"/>
      <ADDRLINE index="3"/>
      <ADDRLINE index="4"/>

```

```
        <CITY>Memphis</CITY>
        <COUNTRY>US-right</COUNTRY>
        <POSTALCODE>99999</POSTALCODE>
        <STATEPROVN>TN</STATEPROVN>
    </ADDRESS>
</PARTNER>
<POTERM>
    <DESCRIPTN>Immediate</DESCRIPTN>
    <TERMID>IM</TERMID>
    <DAYSNUM/>
    <QUANTITY qualifier="PERCENT">
        <VALUE/>
        <NUMOFDEC/>
        <SIGN/>
        <UOM/>
    </QUANTITY>
</POTERM>
</POHEADER>
<POLINE>
    <DATETIME qualifier="NEEDELV">
        <YEAR>2002</YEAR>
        <MONTH>09</MONTH>
        <DAY>23</DAY>
        <HOUR>23</HOUR>
        <MINUTE>59</MINUTE>
        <SECOND>00</SECOND>
        <SUBSECOND>0000</SUBSECOND>
        <TIMEZONE>-0700</TIMEZONE>
    </DATETIME>
    <OPERAMT qualifier="UNIT" type="T">
        <VALUE>1509</VALUE>
        <NUMOFDEC>0</NUMOFDEC>
        <SIGN>+</SIGN>
        <CURRENCY>USD-right</CURRENCY>
        <UOMVALUE>1</UOMVALUE>
        <UOMNUMDEC>0</UOMNUMDEC>
        <UOM/>
    </OPERAMT>
    <QUANTITY qualifier="ORDERED">
        <VALUE>1</VALUE>
        <NUMOFDEC>0</NUMOFDEC>
        <SIGN>+</SIGN>
        <UOM>BX</UOM>
    </QUANTITY>
    <POLINENUM>2</POLINENUM>
```

```

<SITELEVEL index="1">7469</SITELEVEL>
<COMMODITY index="1">100266</COMMODITY>
<CONTRACTB>0</CONTRACTB>
<DELIVERTO/>
<HAZRDMATL/>
<NOTES/>
<PACKING/>
<REQUESTER/>
<REQUISTNID>0</REQUISTNID>
<DESCRIPTN>Dark Blue Oxford&#38;#0174; Twin-Pocket Portfolio, 25 per
Box</DESCRIPTN>
<ITEM/>
<ITEMX>80414</ITEMX>
<USERAREA><REQLINENUM>0</REQLINENUM><MFRNAME>Acme
America</MFRNAME><MFRNUM>57538</MFRNUM><UNNUM>44122011</UNNUM><COUNTRYORG/><DATE
TIME
qualifier="PROMSHIP"><YEAR>2002</YEAR><MONTH>07</MONTH><DAY>26</DAY><HOUR>16</HO
UR><MINUTE>31</MINUTE><SECOND>04</SECOND><SUBSECOND>0000</SUBSECOND><TIMEZONE>-0
700</TIMEZONE></DATE TIME><MAILSTOP/><ERPREFPROJECTINFO><ERPREFPROJECT><ERPREFPRO
JECTNUM/></ERPREFPROJECT><ERPREFTASK><ERPREFTASKNUM/></ERPREFTASK></ERPREFPROJEC
TINFO><QUANTITY
qualifier="WEIGHT"><VALUE/><NUMOFDEC/><SIGN/><UOM/></QUANTITY><QUANTITY
qualifier="VOLUME"><VALUE/><NUMOFDEC/><SIGN/><UOM/></QUANTITY><CONTAINERFLAG/><L
INENUMBER/></USERAREA>
<CHARGE>
<OPERAMT qualifier="EXTENDED" type="T">
<VALUE/>
<NUMOFDEC/>
<SIGN/>
<CURRENCY/>
<UOMVALUE/>
<UOMNUMDEC/>
<UOM/>
</OPERAMT>
<CHARGEID>8</CHARGEID>
</CHARGE>
<PARTNER>
<NAME index="1">My Office</NAME>
<ONETIME>0</ONETIME>
<PARTNRID>7469</PARTNRID>
<PARTNRTYPE>SHIPTO</PARTNRTYPE>
<PARTNRIDX>7469</PARTNRIDX>
<ADDRESS>
<ADDRLINE index="1">Graceland</ADDRLINE>
<ADDRLINE index="2"/>

```

```
        <ADDRLINE index="3"/>
        <ADDRLINE index="4"/>
        <CITY>Memphis</CITY>
        <COUNTRY>US-right</COUNTRY>
        <COUNTY/>
        <POSTALCODE>99999</POSTALCODE>
        <STATEPROVN>TN</STATEPROVN>
    </ADDRESS>
</PARTNER>
</POLINE>
<POLINE>
    <DATETIME qualifier="NEEDELV">
        <YEAR>2002</YEAR>
        <MONTH>09</MONTH>
        <DAY>23</DAY>
        <HOUR>23</HOUR>
        <MINUTE>59</MINUTE>
        <SECOND>00</SECOND>
        <SUBSECOND>0000</SUBSECOND>
        <TIMEZONE>-0700</TIMEZONE>
    </DATETIME>
    <OPERAMT qualifier="UNIT" type="T">
        <VALUE>135</VALUE>
        <NUMOFDEC>0</NUMOFDEC>
        <SIGN>+</SIGN>
        <CURRENCY>USD-right</CURRENCY>
        <UOMVALUE>1</UOMVALUE>
        <UOMNUMDEC>0</UOMNUMDEC>
        <UOM/>
    </OPERAMT>
    <QUANTITY qualifier="ORDERED">
        <VALUE>1</VALUE>
        <NUMOFDEC>0</NUMOFDEC>
        <SIGN>+</SIGN>
        <UOM>ST</UOM>
    </QUANTITY>
    <POLINENUM>1</POLINENUM>
    <SITELEVEL index="1">7469</SITELEVEL>
    <COMMODITY index="1">100265</COMMODITY>
    <CONTRACTB>0</CONTRACTB>
    <DELIVERTO/>
    <HAZRDMATL/>
    <NOTES/>
    <PACKING/>
    <REQUESTER/>
```

```

<REQUISTNID>0</REQUISTNID>
<DESCRIPTN>Write-On&#38;#0153; Tab Divider with 5 Erasable
Non-Laminated Tabs, White</DESCRIPTN>
<ITEM/>
<ITEMX>70771</ITEMX>
<USERAREA><REQLINENUM>0</REQLINENUM><MFRNAME>Acme America
</MFRNAME><MFRNUM>WT2135</MFRNUM><UNNUM>44122010</UNNUM><COUNTRYORG/><DATETIME
qualifier="PROMSHIP"><YEAR>2002</YEAR><MONTH>07</MONTH><DAY>26</DAY><HOUR>16</HO
UR><MINUTE>31</MINUTE><SECOND>02</SECOND><SUBSECOND>0000</SUBSECOND><TIMEZONE>-0
700</TIMEZONE></DATETIME><MAILSTOP/><ERPREFPROJECTINFO><ERPREFPROJECT><ERPREFPRO
JECTNUM/></ERPREFPROJECT><ERPREFTASK><ERPREFTASKNUM/></ERPREFTASK></ERPREFPROJEC
TINFO><QUANTITY
qualifier="WEIGHT"><VALUE/><NUMOFDEC/><SIGN/><UOM/></QUANTITY><QUANTITY
qualifier="VOLUME"><VALUE/><NUMOFDEC/><SIGN/><UOM/></QUANTITY><CONTAINERFLAG/><L
INENUMBER/></USERAREA>
<CHARGE>
  <OPERAMT qualifier="EXTENDED" type="T">
    <VALUE/>
    <NUMOFDEC/>
    <SIGN/>
    <CURRENCY/>
    <UOMVALUE/>
    <UOMNUMDEC/>
    <UOM/>
  </OPERAMT>
  <CHARGEID>8</CHARGEID>
</CHARGE>
<PARTNER>
  <NAME index="1">My Office</NAME>
  <ONETIME>0</ONETIME>
  <PARTNRID>7469</PARTNRID>
  <PARTNRTYPE>SHIPTO</PARTNRTYPE>
  <PARTNRIDX>7469</PARTNRIDX>
  <ADDRESS>
    <ADDRLINE index="1">Graceland</ADDRLINE>
    <ADDRLINE index="2"/>
    <ADDRLINE index="3"/>
    <ADDRLINE index="4"/>
    <CITY>Memphis</CITY>
    <COUNTRY>US-right</COUNTRY>
    <COUNTY/>
    <POSTALCODE>99999</POSTALCODE>
    <STATEPROVN>TN</STATEPROVN>
  </ADDRESS>
</PARTNER>

```

```

        </POLINE>
    </ADD_PO>
</DATAAREA>
</ADD_PO_003>

```

Data Mapping

The following table lists the tags in the Purchase Order Outbound (ADD_PO_003) document that are mapped to your own values if you entered data mappings on the **Data Mapping** page on the Exchange (when you click the "Company Admin" link, then the Application Setup tab).

Table 2–2 Mapped Tags in Purchase Order Outbound (ADD_PO_003)

Tag in XML Document	Definition in Data Mapping Page
COUNTRY (used in ADDRESS tag)	Country Code
CURRENCY	Currency
PARTNRID when PARTNRTYPE is "Carrier"	Freight Carrier Code
TERMID (used in FITTERM tag)	Freight Terms
TERMID (used in FOB tag)	FOB Code
UOM	Unit of Measurement
PARTNRIDX	Trading Partner ID
TERMID (used in PAYMMETHOD tag)	Payment Method
TERMID (used in POTERMS tag)	Payment Terms

PO from Outbound Buyer's Auction & RFQ

Recall that an auction or RFQ purchase order is not displayed on the Exchange; it is sent directly to the buyer's system.

Exchange Compliance Requirements

The PO from Outbound Buyer's Auction & RFQ transaction uses the same DTD as [Purchase Order Outbound \(ADD_PO_003\)](#) on page 2-23 and the same tags, except for the differences described below.

CNTR0LAREA (Required)

The CNTR0LAREA consists of the same tags, with the same data, as Purchase Order Outbound (ADD_PO).

DATAAREA

The XML data is contained in the DATAAREA tag.

ADD_PO

The purchase order header (POHEADER) and line (POLINE) information is contained in the ADD_PO area.

POHEADER (Required)

The POHEADER area consists of the following purchase order header tags:

DATETIME(DOCUMENT) (Optional) Date the auction was created, using separate tags for the year, month, day, hour, minute, second, subsecond, and time zone.

OPERAMT(EXTENDED)(T) (Required by the Exchange) Total purchase order amount (total awarded price, times awarded quantity, for all awarded lines), using the same tags as Purchase Order Outbound (ADD_PO_003).

POID (Required) Unique order number generated by the Exchange for the purchase order, or a purchase order number provided by the buyer when choosing to generate a purchase order from an awarded buyer's auction or RFQ. When generated by the Exchange, the number is a sequence-generated number; it does not include the auction or RFQ number.

BUYERID (Required by the Exchange) Trading Partner ID assigned by the Exchange to the buyer, as given in the Trading Partner Directory.

DESCRIPTN (Required by the Exchange) Auction or RFQ title. This tag is limited to 80 bytes. (In some languages, bytes are equal to characters.)

NOTES (Optional) Auction or RFQ notes, if any. The information in this tag is displayed in the Note to Suppliers field on the RFQ on the Exchange and in the Note to Bidders field on the buyer's auction on the Exchange. This tag is limited to 4,000 bytes. (In some languages, bytes are equal to characters.)

POTYPE (Required by the Exchange) Either Standard (to refer to a spot buy, buyer's auction award) or Blanket (to refer to a long-term buyer's auction award).

SALESORDID (Optional) Not used for auction or RFQ purchase orders.

USERAREA (Optional) The header-level USERAREA contains the following tags:

- **DATETIME(NEEDEDELV) (Optional)**
Not used for auction or RFQ purchase orders.
- **DATETIME(APPREQ)**
Not used for auction or RFQ purchase orders.
- **ACKREQUEST (Optional)**
Not used for auction or RFQ purchase orders. The Exchange sets this value to 1.
- **POSTATUS (Required by the Exchange)**
The status is always NEW.
- **BLANGCODE (Optional)**
Not used by the Exchange.
- **SLANGCODE (Optional)**
Not used by the Exchange.
- **FTTERM (Optional)**
The information in the DESCRIPTN tag is displayed in the Freight Terms field on the buyer's auction or RFQ on the Exchange.
- **FOB (Optional)**
The information in the DESCRIPTN tag is displayed in the FOB field on the buyer's auction or RFQ on the Exchange.
- **PAYMMETHOD (Optional)**
Not used by buyer's auctions or RFQs.
- **CREDTCRD (Optional)**
Not used by buyer's auctions or RFQs.
- **POIDX (Optional)**
Not used for auction or RFQ purchase orders.

- DATETIME(OPSTART) (Optional)
Long-term agreement start date, if entered in the long-term agreement terms.
- DATETIME(OPFINISH) (Optional)
Long-term agreement end date, if entered in the long-term agreement terms.
- OPERAMT(AGREEMENT) (Optional)
Total agreement amount, if entered in the long-term agreement terms.
- POTRMODE (Optional)
Transportation method, such as Sea, Rail, or Air, expressed using the tags DESCRIPTN and TERMID.

PARTNER (Required) The PARTNER element is similar to the PARTNER element in Purchase Order Outbound (ADD_PO_003). See the example that follows. (For example, for the auction or RFQ purchase order, header-level SHIPTO information is also provided.)

POTERM (Optional) The TERMID tag in the POTERM element contains the payment term code, such as IM for "Immediate." The payment term information is displayed in the Payment Terms field on the buyer's auction or RFQ on the Exchange.

POLINE (at least one is Required)

The POLINE area consists of the following purchase order line tags:

DATETIME(NEEDEDELV) (Optional) Line-level need-by end date, expressed using separate tags for the year, month, day, hour, minute, second, subsecond, and time zone. The information in this tag is displayed in the Need By To Date field on the buyer's auction or RFQ on the Exchange.

OPERAMT(UNIT)(T) (Required by the Exchange) Bid or quotation price for the item, expressed using the OAGI-required tags VALUE, NUMOFDEC, SIGN, CURRENCY, UOMVALUE, UOMNUMDEC, and UOM.

QUANTITY(ORDERED) (Required) Quantity ordered, expressed using the OAGI-required tags VALUE, NUMOFDEC, SIGN, and UOM. The information in this tag is displayed in the Quantity field on the buyer's auction or RFQ line on the Exchange.

POLINENUM (Required) Item line number. The information in this tag is displayed in the Line field on the buyer's auction or RFQ on the Exchange.

SITELEVEL1 (Required)

The Exchange places the ship-to location ID in this field.

COMMODITY (Optional) The Exchange item category code. The category represented by this code displays in the Category field on the buyer's auction or RFQ line on the Exchange.

CONTRACTB (Optional) Not used by the Exchange.

DELIVERTO (Optional) Not used by the Exchange.

HAZRDMATL (Optional) Hazardous material code or description.

NOTES (Optional) Any notes associated with the order line. The information in this tag is displayed in the Note to Suppliers field on the RFQ line on the Exchange and in the Note to Bidders field on the buyer's auction line on the Exchange. This tag is limited to 4,000 bytes. (In some languages, bytes are equal to characters.)

PACKING (Optional) Not used by the Exchange.

REQUESTER (Optional) Not used by the Exchange.

REQUISTNID (Optional) Not used by the Exchange.

DESCRIPTN (The DTD requires one of the following: a DESCRIPTN, ITEM, ITEMX, or UPC)
Item description. The information in this tag is displayed in the Item Description field on the buyer's auction or RFQ on the Exchange.

ITEM (The DTD requires one of the following: a DESCRIPTN, ITEM, ITEMX, or UPC) Not used by the Exchange.

ITEMX (The DTD requires one of the following: a DESCRIPTN, ITEM, ITEMX, or UPC) The information in this tag is displayed in the Manufacturer Item field on the buyer's auction or RFQ on the Exchange.

USERAREA (Optional) The line-level USERAREA consists of the same tags as Purchase Order Outbound (ADD_PO_003), with the following exceptions:

- Tags such as MAILSTOP, ORDERHEADERTEXT, SHIPPINGINFOTEXT, BILLINGINFOTEXT, and the Transportation tags are not present. (See the example that follows.)
- If item attributes were entered on the buyer's auction or RFQ, these are included in a BIDATTRIBUTES tag. (See the example that follows.) In addition to the item attributes, the Exchange also lists the auction number, purchase order number, and item description in the BIDATTRIBUTES tag if bid attributes were used.
- On the auction or RFQ, you can enter a need-by date range—the time window within which you need to receive the item. The DATETIME(NEEDSTARTDATE) tag is the beginning need-by date, corresponding to the Need By From date field on the buyer's auction or RFQ. (The Need By To date field corresponds to the line-level DATETIME(NEEDDELV) tag, above.)
- The OPERAMT(MINRELEASE) tag is the minimum release amount for long-term agreements only.

PARTNER (Required by the Exchange) Line-level ship-to information required by the Exchange, based on the Ship-To Address field on the buyer's auction or RFQ line on the Exchange.

Example XML

The following is an example PO from Outbound Buyer's Auction & RFQ transaction; this example could be either an auction or RFQ:

```
<?xml version = '1.0' encoding = 'UTF-8' standalone = 'no'?>
<!-- Oracle eXtensible Markup Language Gateway Server -->
<!DOCTYPE ADD_PO_003 SYSTEM "056_add_po_003.dtd">
<ADD_PO_003>
  <CNTROLAREA>
    <BSR>
      <VERB value="ADD">ADD</VERB>
      <NOUN value="PO">PO</NOUN>
      <REVISION value="003">003</REVISION>
    </BSR>
    <SENDER>
      <LOGICALID>Oracle Exchange</LOGICALID>
      <COMPONENT>AUP</COMPONENT>
      <TASK>AUP</TASK>
      <REFERENCEID>1</REFERENCEID>
    </SENDER>
  </CNTROLAREA>
</ADD_PO_003>
```

```

        <CONFIRMATION>0</CONFIRMATION>
        <LANGUAGE>US</LANGUAGE>
        <CODEPAGE>UTF8</CODEPAGE>
        <AUTHID>APPS</AUTHID>
    </SENDER>
    <DATETIME qualifier="CREATION">
        <YEAR>2002</YEAR>
        <MONTH>08</MONTH>
        <DAY>02</DAY>
        <HOUR>13</HOUR>
        <MINUTE>48</MINUTE>
        <SECOND>22</SECOND>
        <SUBSECOND>0000</SUBSECOND>
        <TIMEZONE>-0700</TIMEZONE>
    </DATETIME>
</CNTROLAREA>
<DATAAREA>
    <ADD_PO>
        <POHEADER>
            <DATETIME qualifier="DOCUMENT">
                <YEAR>2002</YEAR>
                <MONTH>08</MONTH>
                <DAY>02</DAY>
                <HOUR>11</HOUR>
                <MINUTE>02</MINUTE>
                <SECOND>17</SECOND>
                <SUBSECOND>0000</SUBSECOND>
                <TIMEZONE>-0700</TIMEZONE>
            </DATETIME>
            <OPERAMT qualifier="EXTENDED" type="T">
                <VALUE>50</VALUE>
                <NUMOFDEC>0</NUMOFDEC>
                <SIGN>+</SIGN>
                <CURRENCY>USD</CURRENCY>
                <UOMVALUE>1</UOMVALUE>
                <UOMNUMDEC>0</UOMNUMDEC>
                <UOM/>
            </OPERAMT>
            <POID>121100</POID>
            <BUYERID>11784</BUYERID>
            <DESCRIPTN>testing 2</DESCRIPTN>
            <NOTES/>
            <POTYPE>STANDARD</POTYPE>
            <SALESORDID/>
            <USERAREA><DATETIME

```

```

qualifier="NEEDELV"><YEAR/><MONTH/><DAY/><HOUR/><MINUTE/><SECOND/><SUBSECOND/><
TIMEZONE/></DATETIME><DATETIME
qualifier="APPREQ"><YEAR/><MONTH/><DAY/><HOUR/><MINUTE/><SECOND/><SUBSECOND/><TI
MEZONE/></DATETIME><ACKREQUEST>1</ACKREQUEST><POSTATUS>NEW</POSTATUS><BLANGCODE/
><SLANGCODE/><FTTERM><DESCRIPTN/><TER MID/></FTTERM><FOB><DESCRIPTN/><TER MID/></F
OB><PAYMMETHOD><DESCRIPTN/><TER MID/></PAYMMETHOD><CREDTCRD><CARDID/><NAME
index="1"/></CREDTCRD><DATETIME
qualifier="EXPIRATION"><YEAR/><MONTH/><DAY/><HOUR/><MINUTE/><SECOND/><SUBSECOND/
><TIMEZONE/></DATETIME><POIDX/><DATETIME
qualifier="OPSTART"><YEAR/><MONTH/><DAY/><HOUR/><MINUTE/><SECOND/><SUBSECOND/><T
IMEZONE/></DATETIME><DATETIME
qualifier="OPFINISH"><YEAR/><MONTH/><DAY/><HOUR/><MINUTE/><SECOND/><SUBSECOND/><
TIMEZONE/></DATETIME><OPERAMT qualifier="AGREEMENT"
type="T"><VALUE/><NUMOFDEC/><SIGN/><CURRENCY>USD</CURRENCY><UOMVALUE/><UOMNUMDEC
/><UOM/></OPERAMT><POTRMODE><DESCRIPTN/><TER MID/></POTRMODE></USERAREA>
<PARTNER>
  <NAME index="1">Testing Seller Co</NAME>
  <ONETIME>0</ONETIME>
  <PARTNRID>12508</PARTNRID>
  <PARTNRTYPE>SUPPLIER</PARTNRTYPE>
  <CURRENCY>USD</CURRENCY>
  <PARTNRIDX>12508</PARTNRIDX>
  <USERAREA><SITEID/></USERAREA>
</PARTNER>
<PARTNER>
  <NAME index="1">Kareem's Corporation</NAME>
  <ONETIME>0</ONETIME>
  <PARTNRID>11784</PARTNRID>
  <PARTNRTYPE>SOLDTO</PARTNRTYPE>
  <CURRENCY>USD</CURRENCY>
  <PARTNRIDX>11784</PARTNRIDX>
  <CONTACT>
    <NAME index="1">Kareem's Corporation</NAME>
    <EMAIL>Bertotz23@oracle.com</EMAIL>
    <FAX index="1"/>
    <TELEPHONE index="1">650 633-8239</TELEPHONE>
  </CONTACT>
</PARTNER>
<PARTNER>
  <NAME index="1"/>
  <ONETIME>0</ONETIME>
  <PARTNRID/>
  <PARTNRTYPE>CARRIER</PARTNRTYPE>
</PARTNER>
<PARTNER>

```

```

<NAME index="1">My Office</NAME>
<ONETIME>0</ONETIME>
<PARTNRID>9823</PARTNRID>
<PARTNRTYPE>BILLTO</PARTNRTYPE>
<PARTNRIDX>9823</PARTNRIDX>
<ADDRESS>
  <ADDRLINE index="1">1134 Church St.</ADDRLINE>
  <ADDRLINE index="2"/>
  <ADDRLINE index="3"/>
  <ADDRLINE index="4"/>
  <CITY>San Francisco</CITY>
  <COUNTRY>US</COUNTRY>
  <POSTALCODE>94114</POSTALCODE>
  <STATEPROVN>CA</STATEPROVN>
</ADDRESS>
</PARTNER>
<PARTNER>
  <NAME index="1">Florida</NAME>
  <ONETIME>0</ONETIME>
  <PARTNRID>9832</PARTNRID>
  <PARTNRTYPE>SHIPTO</PARTNRTYPE>
  <PARTNRIDX>9832</PARTNRIDX>
  <ADDRESS>
    <ADDRLINE index="1">1308 Conservancy Drive East</ADDRLINE>
    <ADDRLINE index="2"/>
    <ADDRLINE index="3"/>
    <ADDRLINE index="4"/>
    <CITY>Tallahassee</CITY>
    <COUNTRY>US</COUNTRY>
    <POSTALCODE>32312</POSTALCODE>
    <STATEPROVN>FL</STATEPROVN>
  </ADDRESS>
</PARTNER>
<POTERM>
  <DESCRIPTN/>
  <TERMID/>
  <DAYSNUM/>
  <QUANTITY qualifier="PERCENT">
    <VALUE/>
    <NUMOFDEC/>
    <SIGN/>
    <UOM/>
  </QUANTITY>
</POTERM>
</POHEADER>

```



```

<POLINE>
  <DATETIME qualifier="NEEDELV">
    <YEAR/>
    <MONTH/>
    <DAY/>
    <HOUR/>
    <MINUTE/>
    <SECOND/>
    <SUBSECOND/>
    <TIMEZONE/>
  </DATETIME>
  <OPERAMT qualifier="UNIT" type="T">
    <VALUE>5</VALUE>
    <NUMOFDEC>0</NUMOFDEC>
    <SIGN>+</SIGN>
    <CURRENCY>USD</CURRENCY>
    <UOMVALUE>1</UOMVALUE>
    <UOMNUMDEC>0</UOMNUMDEC>
    <UOM/>
  </OPERAMT>
  <QUANTITY qualifier="ORDERED">
    <VALUE>10</VALUE>
    <NUMOFDEC>0</NUMOFDEC>
    <SIGN>+</SIGN>
    <UOM>EA</UOM>
  </QUANTITY>
  <POLINENUM>1</POLINENUM>
  <SITELEVEL index="1">9832</SITELEVEL>
  <COMMODITY index="1">106984</COMMODITY>
  <CONTRACTB/>
  <DELIVERTO/>
  <HAZRDMATL/>
  <NOTES/>
  <PACKING/>
  <REQUESTER/>
  <REQUISTNID/>
  <DESCRIPTN>testing 2</DESCRIPTN>
  <ITEM/>
  <ITEMX/>
  <USERAREA><REQLINENUM/><MFRNAME/><MFRNUM/><UNNUM/><COUNTRYORG/><DATETIME
qualifier="PROMSHIP"><YEAR>2002</YEAR><MONTH>08</MONTH><DAY>23</DAY><HOUR>00</HO
UR><MINUTE>00</MINUTE><SECOND>00</SECOND><SUBSECOND>0000</SUBSECOND><TIMEZONE>-0
700</TIMEZONE></DATETIME><DATETIME
qualifier="NEEDSTARTDATE"><YEAR/><MONTH/><DAY/><HOUR/><MINUTE/><SECOND/><SUBSECO
ND/><TIMEZONE/></DATETIME><OPERAMT qualifier="MINRELEASE"

```

```

type="T"><VALUE/><NUMOFDEC/><SIGN/><CURRENCY>USD</CURRENCY><UOMVALUE/><UOMNUMDEC
/><UOM/></OPERAMT><BIDATTRIBUTES>AUCTION_NUMBER:1293510::PO_NUMBER:121100::ITEM_
DESCRIPTION:testing 2::Category:Automobiles111::Power: ::Type:
</BIDATTRIBUTES><ERPREFPROJECTINFO><ERPREFPROJECT><ERPREFPROJECTNUM/></ERPREFPRO
JECT><ERPREFTASK><ERPREFTASKNUM/></ERPREFTASK></ERPREFPROJECTINFO></USERAREA>
    <PARTNER>
        <NAME index="1">Florida</NAME>
        <ONETIME>0</ONETIME>
        <PARTNRID>9832</PARTNRID>
        <PARTNRTYPE>SHIPTO</PARTNRTYPE>
    </PARTNER>
</POLINE>
</ADD_PO>
</DATAAREA>
</ADD_PO_003>

```

Data Mapping

The following table lists the tags in the PO from Outbound Buyer's Auction & RFQ document that are mapped to your own values if you entered data mappings on the **Data Mapping** page on the Exchange (when you click the "Company Admin" link, then the Application Setup tab).

Table 2–3 Mapped Tags in PO from Outbound Buyer's Auction & RFQ

Tag in XML Document	Definition in Data Mapping Page
COUNTRY (used in ADDRESS tag)	Country Code
CURRENCY	Currency
PARTNRID when PARTNRTYPE is "Carrier"	Freight Carrier Code
TERMID (used in FTTERM tag)	Freight Terms
TERMID (used in FOB tag)	FOB Code
UOM	Unit of Measurement
PARTNRIDX	Trading Partner ID
TERMID (used in PAYMMETHOD tag)	Payment Method
TERMID (used in POTERMS tag)	Payment Terms

Sales Order Outbound (PROCESS_PO_003)

Sales Order Outbound (PROCESS_PO_003) is OAGI-compliant, using the OAGI DTD called PROCESS_PO.

Note: In the Sales Order Outbound transaction, the Exchange does not include attachments that the buyer added to the order on the Exchange.

Exchange Compliance Requirements

Described below are all of the tags in a typical outbound sales order XML document. The Required or Optional indicators below refer to whether the tag is required by the DTD or always required for orders created on the Exchange. For example, PAYMMETHOD (payment method) is optional according to the DTD, but the Exchange requires a payment method when entering orders online. Therefore, PAYMMETHOD is "required by the Exchange."

CNTROLAREA (Required)

The CNTROLAREA consists of the following tags:

BSR (Required) The tags and values in the BSR element must be as follows: VERB(PROCESS) must be PROCESS, NOUN(PO) must be PO, and REVISION(003) must be 003.

SENDER (Required) The SENDER area consists of the following tags:

- LOGICALID (Required)
The value is always Oracle Exchange.
- COMPONENT (Required)
Component issuing the document—always Purchasing for outbound sales orders.
- TASK (Required)
Action—always POISSUE for outbound sales orders.
- REFERENCEID (Required)
Not used.

- **CONFIRMATION (Required)**
The OAGI uses this tag to tell the system whether to send confirmation that the XML document was received. (In the OAGI standards, 1 means to send confirmation only if an error occurred; 2 means to always send confirmation; 0 means to send no confirmation.)
- **LANGUAGE (Required)**
Exchange language code in which the text fields are transmitted.
- **CODEPAGE (Required)**
OAGI-required CODEPAGE indicator. The Exchange places a character set encoding in this tag, but uses the XML encoding (for example, `<?xml version = '1.0' encoding = 'UTF-8' standalone = 'no'?>`) specified in the document prolog to determine the character set. The system receiving this transaction should also use the XML encoding specified in the XML document prolog.
- **AUTHID (Required)**
Always set to APPS by the Exchange, for outbound sales orders.

DATETIME(CREATION) (Required) Date the XML document was created, expressed using separate tags for the year, month, day, hour, minute, second, subsecond, and time zone.

POORDERHDR (Required)

The POORDERHDR area includes the following order header tags:

DATETIME(DOCUMENT) (Required by the Exchange) Date the sales order was created, expressed using separate tags for the year, month, day, hour, minute, second, subsecond, and time zone. The information in this tag is displayed in the Order Date field on the order on the Exchange.

OPERAMT(EXTENDED)(T) (Required by the Exchange) Total sales order amount. The information in this tag is displayed in the Order Total on the order on the Exchange. This tag uses the following OAGI-required fields to express the amount:

- **VALUE (Required)**
Amount value, without decimal indicators or thousand separators.
- **NUMOFDEC (Required)**

Number of decimal places. For example, a VALUE of 2596 and a NUMOFDEC of 2 is 25.96.

- **SIGN (Required)**

Indicator of positive (+) or negative (-) amount.

- **CURRENCY (Required)**

ISO currency code in which the amount is expressed. This code will be mapped if you provided a mapped value.

- **UOMVALUE (Required)**

Used when prices or costs are to be expressed in terms of multiples of the given UOM—for example, if UOM is lbs and the price is expressed in terms of \$ per ton. The Exchange value is always 1.

- **UOMNUMDEC (Required)**

Number of decimal places for the UOMVALUE. For example, a UOMVALUE of 1 and a UOMNUMDEC of 0 is 1. The Exchange value is always 0.

- **UOM (Required)**

Unit of measure, such as EACH, in which the value is expressed. (In the header OPERAMT(EXTENDED)(T) only, the UOM is not mapped.)

POID (Required) Unique order number generated by the Exchange.

POTYPE (Required) Always Standard for outbound sales orders.

ACKREQUEST (Required by the Exchange) Indicator of whether a supplier acknowledgment (the actual inbound or outbound XML purchase order acknowledgment transaction or an online response on the Exchange) is required—0 means not required, 1 means required. The information in this tag is displayed in the Acknowledgment Required field on the order on the Exchange.

DESCRIPTN (Required by the Exchange) Order description. The information in this tag is displayed in the Description field on the order on the Exchange. This tag is limited to 2,000 bytes. (In some languages, bytes are equal to characters.)

NOTES (Optional) Order notes, if any. The information in this tag is displayed in the Note to Supplier field on the order on the Exchange. This tag is limited to 2,000 bytes. (In some languages, bytes are equal to characters.)

USERAREA (Optional) The USERAREA contains tags that the Exchange needs but that may not be available in the OAGI PROCESS_PO DTD. The Exchange uses only the USERAREA tags listed here:

- DATETIME(NEEDEDELV) (Optional)

Need-by date for the order item(s), expressed using separate tags for the year, month, day, hour, minute, second, subsecond, and time zone. The information in this tag is displayed in the Need By Date field on the order on the Exchange. For sales orders generated from an inbound purchase order, the Exchange will pass on the header-level need-by date given in the purchase order. If no header-level need-by date is given in the inbound purchase order, the need-by date on the corresponding sales order XML transaction (but not on the displayed order on the Exchange) will be the date the XML document was processed, plus seven days.

Note: The Exchange relies on the line-level need-by dates to communicate need-by information. Therefore, for your system, refer to the line-level need-by dates rather than this one. For example, even if you disallow multiple shipments (such as different line-level need-by dates) on orders (this is a supplier setup in the **Trading Partner Preferences** page, accessible through the Application Setup tab of the Company Administration application), the Exchange repeats the same need-by date for each line.

- DATETIME(APPREQ) (Required for orders created on the Exchange if ACKREQUEST indicates that acknowledgment is required)

Acknowledge-by date for the order item(s), expressed using separate tags for the year, month, day, hour, minute, second, subsecond, and time zone. The information in this tag is displayed in the Acknowledgment Required field on the order on the Exchange.

- POIDX (Optional)

Buyer's order number. The information in this tag is displayed in the Buyer Order Number field on the order on the Exchange.

- POSTATUS (Required by the Exchange)

Order status. The status is always Open. The Exchange looks at ACKREQUEST to determine whether the order status that displays on the Exchange on the **View Orders** page should be New or Acknowledgment Required.

- **FTTERM (Optional)**

Provisions for payment of freight, expressed using a (DESCRIPTN) and code (TERMID). For example, a PREPAID freight term might mean the supplier pays the freight and invoices the buyer. The code will be mapped if you provided a mapped value. The information in the DESCRIPTN tag is displayed in the Freight Terms field on the order on the Exchange.
- **FOB (Optional)**

Point at which the buyer takes title of the goods, expressed using a description (DESCRIPTN) and code (TERMID). The code will be mapped if you provided a mapped value. The information in the DESCRIPTN tag is displayed in the FOB field on the order on the Exchange.
- **PAYMMETHOD (Required for orders created on the Exchange)**

Payment method description (DESCRIPTN) and code (TERMID). The code will be mapped if you provided a mapped value. The information in the DESCRIPTN tag is displayed in the Payment Method field on the order on the Exchange.
- **CREDTCRD (Required for orders created on the Exchange when PAYMMETHOD is a credit card)**

Credit card information if the payment method is a credit card, including credit card number, name of credit card holder, and credit card expiration date (expressed using separate tags for the year, month, day, hour, minute, second, subsecond, and time zone). The information in this tag is displayed in the Credit Card fields on the order on the Exchange.
- **COSTCENTER (Optional)**

Cost center code. The information in this tag is displayed in the Cost Center field on the order on the Exchange.
- **ORDERHEADERTEXT (Optional)**

Order header text. The information in this tag is displayed in a freeform area at the top of the order on the Exchange. The Exchange Company Administrator or Purchasing Manager of the buying company can create this text in the **Customize Purchase Order Text** page in the Company Administration application on the Exchange.
- **SHIPPINGINFOTEXT (Optional)**

Order shipping text. The information in this tag is displayed in a freeform area at the top of the Shipping section of the order on the Exchange. The Exchange

Company Administrator or Purchasing Manager of the buying company can create this text in the **Customize Purchase Order Text** page in the Company Administration application on the Exchange.

- BILLINGINFOTEXT (Optional)

Order billing text. The information in this tag is displayed in a freeform area at the top of the Billing section of the order on the Exchange. The Exchange Company Administrator or Purchasing Manager of the buying company can create this text in the **Customize Purchase Order Text** page in the Company Administration application on the Exchange.

- QUANTITY(WEIGHT) (Optional)

This tag would contain a value (using the VALUE, NUMOFDEC, SIGN, and UOM tags) only if the order was created in the Transportation application on the Exchange. The information in this tag is displayed in the Shipment Weight field (in the Shipping section) on the **View Order Details** page of the Transportation application.

- QUANTITY(VOLUME) (Optional)

This tag would contain a value (using the VALUE, NUMOFDEC, SIGN, and UOM tags) only if the order was created in the Transportation application on the Exchange. The information in this tag is displayed in the Shipment Volume field (in the Shipping section) on the **View Order Details** page of the Transportation application.

- LOADID (Optional)

This tag would contain a value only if the order was created in the Transportation application on the Exchange.

- LOADNUMBER (Optional)

This tag would contain a value only if the order was created in the Transportation application on the Exchange. The information in this tag is displayed in the Description field on the **View Order Details** page of the Transportation application. The Description field is a combination of the LOAD_ID, LOAD_SCHEDULE_ID, and LOAD_NUMBER.

- SCHEDULEDNAME (Optional)

This tag contains a value only if the order was created in the Transportation application on the Exchange. It contains the origin and destination information.

PARTNER (Required) The outbound sales order on the Exchange has one PARTNER element each for the supplier, buyer, carrier, and buyer's billing information, where applicable. (Ship-to information is given only at the line level in the XML document.) Each PARTNER element consists of the following tags:

- **NAME (Required)**
Name of the partner (buyer, supplier, or carrier). The information in this tag is displayed in the Buyer, Supplier, or Carrier field on the order on the Exchange.
- **ONETIME (Required)**
OAGI-required indicator of whether the business partner has been established only for this transaction (0 for "no," 1 for "yes"). For the supplier and buyer, the Exchange always sets this to 0. For the carrier, the Exchange always sets this to 1.
- **PARTNRID (Required)**
Trading Partner ID for the buyer or supplier as given in the Trading Partner Directory on the Exchange. (For the carrier, however, this is the carrier code, which will be mapped if you provided a mapped value.) The PARTNRID is the buyer company's Trading Partner ID if the PARTNRTYPE is SOLDTO, and a unique bill-to address ID if the PARTNRTYPE is BILLTO.
- **PARTNRTYPE (Required)**
SUPPLIER to indicate that this is supplier information, SOLDTO to indicate that this is buyer information, CARRIER to indicate that this is carrier information, or BILLTO to indicate that this is the buyer's billing information.
- **PARTNRIDX (Required by the Exchange)**
The mapped Trading Partner ID that you use for the partner, if you mapped a different ID than the one the Exchange uses in PARTNRID above. Otherwise, the PARTNRID is used here.
- **CURRENCY (Required by the Exchange for the SOLDTO and SUPPLIER partner types)**
Partner's default currency code, set in the **Company Profile** page in the Company Administration application. This code will be mapped if you provided a mapped value.
- **USERAREA, SITEID (Optional)**
Not used by the Exchange.
- **ADDRESS (Required by the Exchange for the BILLTO partner type)**

Address for the specific partner type—for example, a billing address if PARTNRTYPE is BILL TO. The information in this tag is displayed in the Bill-To Address field on the order on the Exchange when the PARTNRTYPE is BILLTO.

- **CONTACT** (Required by the Exchange for the SOLDTO partner type)
Contact information, including a NAME, DESCRIPTN, EMAIL, FAX1 - FAX9, NAME2 - NAME9, TELEPHONE1 -TELEPHONE9, and USERAREA. When the PARTNRTYPE is SOLDTO, the CONTACT is taken from the Order Placed By, Buyer E-mail, Buyer Phone/Ext., and Buyer Fax fields on the order on the Exchange.

POTERM (Optional) The POTERM area consists of the following tags:

- **DESCRIPTN** (Optional)
Payment term description, such as Immediate. The information in this tag is displayed in the Payment Terms field on the order on the Exchange.
- **TERMID** (Optional)
Payment term code. This code will be mapped if you provided a mapped value.
- **DAYSNUM** (Optional)
Not used by the Exchange.
- **QUANTITY(PERCENT)** (Optional)
Not used by the Exchange.

POORDERLIN (at least one is required)

The POORDERLIN area consists of the following sales order line tags:

QUANTITY(ORDERED) (Required) Quantity ordered, expressed using the OAGI-required tags VALUE, NUMOFDEC, SIGN, and UOM. (See descriptions of these tags above, earlier in this section.) The information in this tag is displayed in the Quantity field on the order line on the Exchange.

OPERAMT(UNIT)(T) (Required by the Exchange) Item amount, expressed using the OAGI-required tags VALUE, NUMOFDEC, SIGN, CURRENCY, UOMVALUE, UOMNUMDEC, and UOM. (See descriptions of these tags above, earlier in this section.) The information in this tag is displayed in the Price field on the order line on the Exchange.

POLINENUM (Required) Order line number. The information in this tag is displayed in the Line field on the order line on the Exchange.

HAZRDMATL (Optional) Hazardous material code or description.

NOTES (Optional) Any notes associated with the order line. This tag is limited to 2,000 bytes. (In some languages, bytes are equal to characters.)

DESCRIPTN (The DTD requires one of the following: a DESCRIPTN, ITEM, ITEMX, or UPC)
Description of the ordered item. The information in this tag is displayed in the Item Description field on the order line on the Exchange. This tag is limited to 240 bytes. (In some languages, bytes are equal to characters.)

ITEM (The DTD requires one of the following: a DESCRIPTN, ITEM, ITEMX, or UPC) Not used by the Exchange.

ITEMX (Required by the Exchange) Item number. The information in this tag is displayed in the Supplier Item number field on the order line on the Exchange.

USERAREA (Optional) The line-level USERAREA contains tags that the Exchange needs but that may not be available in the OAGI PROCESS_PO DTD. The Exchange uses only the USERAREA tags listed here:

- **CONTRACTB (Optional)**
Not used by the Exchange.
- **CONTRACTS (Optional)**
Not used by the Exchange. For sales orders generated from an inbound purchase order, the Exchange places the CONTRACTB value here if provided. Otherwise, the Exchange places 0 here.
- **DELIVERTO (Optional)**
Not used by the Exchange.
- **REQUESTER (Optional)**
Not used by the Exchange.
- **REQUISTNID (Optional)**
Not used by the Exchange. The Exchange places 0 here.
- **REQLINENUM (Optional)**

Not used by the Exchange.

- MFRNAME (Optional)

Manufacturer name. The information in this tag is displayed in the Manufacturer field on the order line on the Exchange.

- MFRNUM (Optional)

Manufacturer part number. The information in this tag is displayed in the Manufacturer Item field on the order line on the Exchange.

- UNNUM (Optional)

United Nations Standard Product and Service Code (UNSPSC code) if the supplier provided one for the item.

- COMMODITY (Optional)

The Exchange item category code. The category represented by this code displays in the Category field on the order line on the Exchange.

- COUNTRYORG (Optional)

Not used by the Exchange.

- DATETIME(NEEDEDELV) (Required by the Exchange)

Line-level need-by date, expressed using separate tags for the year, month, day, hour, minute, second, subsecond, and time zone. The information in this tag is displayed in the Need By Date field on the order line on the Exchange.

- DATETIME(PROMSHIP) (Optional)

Not used by the Exchange. The Exchange places the purchase order creation date in this field.

- MAILSTOP (Optional)

Address mail stop, if any. The information in this tag is displayed in the Mail Stop field on the order line on the Exchange.

- QUANTITY(WEIGHT) (Optional)

This tag contains a value (using the VALUE, NUMOFDEC, SIGN, and UOM tags) only if the order was created in the Transportation application on the Exchange. The information in this tag is displayed in the Weight field (in the Items section) on the **View Order Details** page of the Transportation application.

- QUANTITY(VOLUME) (Optional)

This tag contains a value (using the VALUE, NUMOFDEC, SIGN, and UOM tags) only if the order was created in the Transportation application on the Exchange. The information in this tag is displayed in the Volume field (in the Items section) on the **View Order Details** page of the Transportation application.

- CONTAINERFLAG (Optional)

This tag contains a value only if the order was created in the Transportation application on the Exchange. The information in this tag is displayed in the Container field (in the Items section) on the **View Order Details** page of the Transportation application. The tag <CONTAINERFLAG/> indicates that the item is not a container; the tag <CONTAINERFLAG>X</CONTAINERFLAG> indicates that the item is a container.

- LINENUMBER (Optional)

This tag contains a value only if the order was created in the Transportation application on the Exchange. The information in this tag is displayed in the Line field (in the Items section) on the **View Order Details** page of the Transportation application.

PARTNER (Required by the Exchange) Line-level ship-to supplier information, expressed using the tags NAME, ONETIME, PARTNRID, PARTNRIDX, PARTNRTYPE, and ADDRESS. The line-level PARTNRTYPE is always SHIPTO. The information in this tag is displayed in the Ship-To Address field on the order line on the Exchange.

Example XML

The following is an example Sales Order Outbound (PROCESS_PO_003) transaction:

```
<?xml version = '1.0' encoding = 'UTF-8' standalone = 'no'?>
<!-- Oracle eXtensible Markup Language Gateway Server -->
<!DOCTYPE PROCESS_PO_003 SYSTEM "003_process_po_003.dtd">
<PROCESS_PO_003>
  <CNTROLAREA>
    <BSR>
      <VERB value="PROCESS">PROCESS</VERB>
      <NOUN value="PO">PO</NOUN>
      <REVISION value="003">003</REVISION>
    </BSR>
    <SENDER>
      <LOGICALID>Oracle Exchange</LOGICALID>
```

```
<COMPONENT>PURCHASING</COMPONENT>
<TASK>POISSUE</TASK>
<REFERENCEID>1</REFERENCEID>
<CONFIRMATION>0</CONFIRMATION>
<LANGUAGE>US</LANGUAGE>
<CODEPAGE>UTF8</CODEPAGE>
<AUTHID>APPS</AUTHID>
</SENDER>
<DATETIME qualifier="CREATION">
  <YEAR>2002</YEAR>
  <MONTH>07</MONTH>
  <DAY>26</DAY>
  <HOUR>16</HOUR>
  <MINUTE>32</MINUTE>
  <SECOND>23</SECOND>
  <SUBSECOND>0000</SUBSECOND>
  <TIMEZONE>-0700</TIMEZONE>
</DATETIME>
</CONTROLAREA>
<DATAAREA>
  <PROCESS_PO>
    <POORDERHDR>
      <DATETIME qualifier="DOCUMENT">
        <YEAR>2002</YEAR>
        <MONTH>07</MONTH>
        <DAY>26</DAY>
        <HOUR>16</HOUR>
        <MINUTE>31</MINUTE>
        <SECOND>46</SECOND>
        <SUBSECOND>0000</SUBSECOND>
        <TIMEZONE>-0700</TIMEZONE>
      </DATETIME>
      <OPERAMT qualifier="EXTENDED" type="T">
        <VALUE>1644</VALUE>
        <NUMOFDEC>0</NUMOFDEC>
        <SIGN>+</SIGN>
        <CURRENCY>USD</CURRENCY>
        <UOMVALUE>1</UOMVALUE>
        <UOMNUMDEC>0</UOMNUMDEC>
        <UOM/>
      </OPERAMT>
      <POID>117853</POID>
      <POTYPE>Standard</POTYPE>
      <ACKREQUEST>1</ACKREQUEST>
      <DESCRIPTN>test transaction</DESCRIPTN>
```

```

<NOTES/>
  <USERAREA><DATETIME
qualifier="NEEDELV"><YEAR>2002</YEAR><MONTH>09</MONTH><DAY>23</DAY><HOUR>23</HO
UR><MINUTE>59</MINUTE><SECOND>00</SECOND><SUBSECOND>0000</SUBSECOND><TIMEZONE>-0
700</TIMEZONE></DATETIME><DATETIME
qualifier="APPREQ"><YEAR>2002</YEAR><MONTH>09</MONTH><DAY>23</DAY><HOUR>23</HOUR
><MINUTE>59</MINUTE><SECOND>00</SECOND><SUBSECOND>0000</SUBSECOND><TIMEZONE>-070
0</TIMEZONE></DATETIME><POSTATUS>Open</POSTATUS><BLANGCODE/><SLANGCODE/><FTTERM>
<DESCRIPTN/><TERMIN/></FTTERM><FOB><DESCRIPTN/><TERMIN/></FOB><PAYMMETHOD><DESCR
IPTN>Invoice
Account</DESCRIPTN><TERMIN>IA</TERMIN></PAYMMETHOD><CREDTCRD><CARDID/><NAME
index="1"/><DATETIME
qualifier="EXPIRATION"><YEAR/><MONTH/><DAY/><HOUR/><MINUTE/><SECOND/><SUBSECOND/
><TIMEZONE/></DATETIME></CREDTCRD><COSTCENTER/><ORDERHEADERTEXT/><SHIPPINGINFOTE
XT/><BILLINGINFOTEXT/><QUANTITY
qualifier="WEIGHT"><VALUE/><NUMOFDEC/><SIGN/><UOM/></QUANTITY><QUANTITY
qualifier="VOLUME"><VALUE/><NUMOFDEC/><SIGN/><UOM/></QUANTITY><LOADID/><LOADNUMB
ER/><SCHEDULEDNAME/></USERAREA>
  <PARTNER>
    <NAME index="1">ACME Supplier</NAME>
    <ONETIME>0</ONETIME>
    <PARTNRID>9176</PARTNRID>
    <PARTNRTYPE>SUPPLIER</PARTNRTYPE>
    <CURRENCY>USD</CURRENCY>
    <PARTNRIDX>9176</PARTNRIDX>
    <USERAREA><SITEID>0</SITEID></USERAREA>
  </PARTNER>
  <PARTNER>
    <NAME index="1">elvis</NAME>
    <ONETIME>0</ONETIME>
    <PARTNRID>9649</PARTNRID>
    <PARTNRTYPE>SOLDTO</PARTNRTYPE>
    <CURRENCY>USD</CURRENCY>
    <PARTNRIDX>9649</PARTNRIDX>
    <CONTACT>
      <NAME index="1">Elvis Smith</NAME>
      <EMAIL>elvissl2@oracle.com</EMAIL>
      <FAX index="1"/>
      <TELEPHONE index="1">123-1234567 </TELEPHONE>
    </CONTACT>
  </PARTNER>
  <PARTNER>
    <NAME index="1"/>
    <ONETIME>1</ONETIME>
    <PARTNRID/>

```

```
<PARTNRTYPE>CARRIER</PARTNRTYPE>
</PARTNER>
<PARTNER>
  <NAME index="1">My Office</NAME>
  <ONETIME>0</ONETIME>
  <PARTNRID>7469</PARTNRID>
  <PARTNRTYPE>BILLTO</PARTNRTYPE>
  <PARTNRIDX>7469</PARTNRIDX>
  <ADDRESS>
    <ADDRLINE index="1">Graceland</ADDRLINE>
    <ADDRLINE index="2"/>
    <ADDRLINE index="3"/>
    <ADDRLINE index="4"/>
    <CITY>Memphis</CITY>
    <COUNTRY>US</COUNTRY>
    <POSTALCODE>99999</POSTALCODE>
    <STATEPROVN>TN</STATEPROVN>
  </ADDRESS>
</PARTNER>
<POTERM>
  <DESCRIPTN>Immediate</DESCRIPTN>
  <TERMID>IM</TERMID>
  <DAYSNUM/>
  <QUANTITY qualifier="PERCENT">
    <VALUE/>
    <NUMOFDEC/>
    <SIGN/>
    <UOM/>
  </QUANTITY>
</POTERM>
</POORDERHDR>
<POORDERLIN>
  <QUANTITY qualifier="ORDERED">
    <VALUE>1</VALUE>
    <NUMOFDEC>0</NUMOFDEC>
    <SIGN>+</SIGN>
    <UOM>ST</UOM>
  </QUANTITY>
  <OPERAMT qualifier="UNIT" type="T">
    <VALUE>135</VALUE>
    <NUMOFDEC>0</NUMOFDEC>
    <SIGN>+</SIGN>
    <CURRENCY>USD</CURRENCY>
    <UOMVALUE>1</UOMVALUE>
    <UOMNUMDEC>0</UOMNUMDEC>
```



```

        <UOM/>
    </OPERAMT>
    <POLINENUM>1</POLINENUM>
    <HAZRDMATL/>
    <NOTES/>
    <DESCRIPTN>Write-On&#38;#0153; Tab Divider with 5 Erasable
Non-Laminated Tabs, White</DESCRIPTN>
    <ITEM/>
    <ITEMX>70771</ITEMX>
<USERAREA><CONTRACTB/><CONTRACTS>0</CONTRACTS><DELIVERTO/><REQUESTER/><REQUISTNID>0</REQUISTNID><REQLINENUM/><MFRNAME>Avery Dennison,
Opna</MFRNAME><MFRNUM>WT2135</MFRNUM><UNNUM>44122010</UNNUM><COMMODITY
index="1">100265</COMMODITY><COUNTRYORG/><DATETIME
qualifier="NEEDELV"><YEAR>2002</YEAR><MONTH>09</MONTH><DAY>23</DAY><HOUR>23</HO
UR><MINUTE>59</MINUTE><SECOND>00</SECOND><SUBSECOND>0000</SUBSECOND><TIMEZONE>-0
700</TIMEZONE></DATETIME><DATETIME
qualifier="PROMSHIP"><YEAR>2002</YEAR><MONTH>07</MONTH><DAY>26</DAY><HOUR>16</HO
UR><MINUTE>31</MINUTE><SECOND>02</SECOND><SUBSECOND>0000</SUBSECOND><TIMEZONE>-0
700</TIMEZONE></DATETIME><MAILSTOP/><QUANTITY
qualifier="WEIGHT"><VALUE/><NUMOFDEC/><SIGN/><UOM/></QUANTITY><QUANTITY
qualifier="VOLUME"><VALUE/><NUMOFDEC/><SIGN/><UOM/></QUANTITY><CONTAINERFLAG/><LI
NENUMBER/></USERAREA>
    <PARTNER>
        <NAME index="1">My Office</NAME>
        <ONETIME>0</ONETIME>
        <PARTNRID>7469</PARTNRID>
        <PARTNRTYPE>SHIPTO</PARTNRTYPE>
        <PARTNRIDX>7469</PARTNRIDX>
        <ADDRESS>
            <ADDRLINE index="1">Graceland</ADDRLINE>
            <ADDRLINE index="2"/>
            <ADDRLINE index="3"/>
            <ADDRLINE index="4"/>
            <CITY>Memphis</CITY>
            <COUNTRY>US</COUNTRY>
            <POSTALCODE>99999</POSTALCODE>
            <STATEPROVN>TN</STATEPROVN>
        </ADDRESS>
    </PARTNER>
</POORDERLIN>
<POORDERLIN>
    <QUANTITY qualifier="ORDERED">
        <VALUE>1</VALUE>
        <NUMOFDEC>0</NUMOFDEC>
        <SIGN>+</SIGN>

```

```

        <UOM>BX</UOM>
    </QUANTITY>
    <OPERAMT qualifier="UNIT" type="T">
        <VALUE>1509</VALUE>
        <NUMOFDEC>0</NUMOFDEC>
        <SIGN>+</SIGN>
        <CURRENCY>USD</CURRENCY>
        <UOMVALUE>1</UOMVALUE>
        <UOMNUMDEC>0</UOMNUMDEC>
        <UOM/>
    </OPERAMT>
    <POLINENUM>2</POLINENUM>
    <HAZRDMATL/>
    <NOTES/>
    <DESCRIPTN>Dark Blue Oxford&#38;#0174; Twin-Pocket Portfolio, 25 per
Box</DESCRIPTN>
    <ITEM/>
    <ITEMX>80414</ITEMX>
    <USERAREA><CONTRACTB/><CONTRACTS>0</CONTRACTS><DELIVERTO/><REQUESTER/><REQUISTNID>0</REQUISTNID><REQLINENUM/><MFRNAME>Acme
America</MFRNAME><MFRNUM>57538</MFRNUM><UNNUM>44122011</UNNUM><COMMODITY
index="1">100266</COMMODITY><COUNTRYORG/><DATETIME
qualifier="NEEDELV"><YEAR>2002</YEAR><MONTH>09</MONTH><DAY>23</DAY><HOUR>23</HO
UR><MINUTE>59</MINUTE><SECOND>00</SECOND><SUBSECOND>0000</SUBSECOND><TIMEZONE>-0
700</TIMEZONE></DATETIME><DATETIME
qualifier="PROMSHIP"><YEAR>2002</YEAR><MONTH>07</MONTH><DAY>26</DAY><HOUR>16</HO
UR><MINUTE>31</MINUTE><SECOND>04</SECOND><SUBSECOND>0000</SUBSECOND><TIMEZONE>-0
700</TIMEZONE></DATETIME><MAILSTOP/><QUANTITY
qualifier="WEIGHT"><VALUE/><NUMOFDEC/><SIGN/><UOM/></QUANTITY><QUANTITY
qualifier="VOLUME"><VALUE/><NUMOFDEC/><SIGN/><UOM/></QUANTITY><CONTAINERFLAG/><L
INENUMBER/></USERAREA>
    <PARTNER>
        <NAME index="1">My Office</NAME>
        <ONETIME>0</ONETIME>
        <PARTNRID>7469</PARTNRID>
        <PARTNRATYPE>SHIPTO</PARTNRATYPE>
        <PARTNRIDX>7469</PARTNRIDX>
        <ADDRESS>
            <ADDRLINE index="1">Graceland</ADDRLINE>
            <ADDRLINE index="2"/>
            <ADDRLINE index="3"/>
            <ADDRLINE index="4"/>
            <CITY>Memphis</CITY>
            <COUNTRY>US</COUNTRY>
            <POSTALCODE>99999</POSTALCODE>

```

```

        <STATEPROVN>TN</STATEPROVN>
    </ADDRESS>
</PARTNER>
</POORDERLIN>
</PROCESS_PO>
</DATAAREA>
</PROCESS_PO_003>

```

Data Mapping

The following table lists the tags in the Sales Order Outbound (PROCESS_PO_003) document that are mapped to your own values if you entered data mappings on the **Data Mapping** page on the Exchange (when you click the "Company Admin" link, then the Application Setup tab).

Table 2–4 Mapped Tags in Sales Order Outbound (PROCESS_PO_003)

Tag in XML Document	Definition in Data Mapping Page
COUNTRY (used in ADDRESS tag)	Country Code
CURRENCY	Currency
PARTNRID when PARTNRTYPE is "Carrier"	Freight Carrier Code
TERMID (used in FTTERM tag)	Freight Terms
TERMID (used in FOB tag)	FOB Code
UOM	Unit of Measurement
PARTNRIDX	Trading Partner ID
TERMID (used in PAYMMETHOD tag)	Payment Method
TERMID (used in POTERMS tag)	Payment Terms

Change PO Inbound

The Change PO Inbound (CHANGE_PO_002) transaction is compliant with the Open Applications Group, Inc. (OAGI), using the OAGI document type definition (DTD) called CHANGE_PO. Either the buyer or supplier can communicate changes to a purchase order using the CHANGE_PO_002 transaction.

Please review the description of Change PO Inbound in [List of Transactions](#) on page 1-3 to see the circumstances in which buyers and suppliers can or cannot change orders.

Exchange Compliance Requirements

The CHANGE_PO_002 transaction must reference an existing order on the Exchange—an order created online on the Exchange or created by the Purchase Order Inbound (ADD_PO_003) transaction.

The Exchange processes changes only to the following, line-level tags; if you change information outside of these tags, the Exchange discards the changed information and does not pass it on to the partner:

- For the buyer, DATETIME(NEEDEDELV) and, for the supplier, DATETIME(PROMDELV) in the POLINE element (line-level need-by date).
- QUANTITY(ORDERED) in the POLINE element (line quantity ordered).
- SHIPTO PARTNER in the POLINE element (line-level ship-to information).

Note: Only the buyer can change the ship-to information.

- FREEZEFLAG in the POLINE element, to indicate whether further changes are allowed to a line on an order.

Note: Only the supplier can update the FREEZEFLAG, if the Exchange Operator allows. (The Exchange Operator chooses whether to permit suppliers to update the FREEZEFLAG.)

- Order line split into two: a POLINE element containing a PARENTLINENUM and (if changed) a change to any or all of the following: need-by date, quantity ordered, or ship-to information.

The tags described below are those that the Exchange processes for inbound change orders. Any other tags that you include in CHANGE_PO_002 are discarded by the Exchange and not passed on to the partner. Complete information about the CHANGE_PO_002 document is available at the OAGI Web site at <http://www.openapplications.org>, OAGI Release 6.1.

The Required or Optional indicators below refer to whether the tag is required by the DTD or by the Exchange. Inbound change orders are validated against the DTD. The Exchange also performs additional validations. These are marked as "validated by the Exchange" below.

Note: [Data Mapping](#) on page 2-86 shows additional tags that are mapped and validated, if included. Be sure that these tags, if provided, also contain valid or mapped codes.

CNTROLAREA (Required)

The CNTROLAREA consists of the following tags:

BSR (Required) The tags and values in the BSR element must be as follows: VERB must be CHANGE, NOUN must be PO, and REVISION must be 002.

SENDER (Required) The SENDER area consists of the following tags:

- LOGICALID (Required)
Server or application from which the document originated.
- COMPONENT (Required)
Business application component issuing the document.
- TASK (Required)
Action, such as CHANGE PO.
- REFERENCEID (Required)
Unique ID generated by your system for the transaction, or any other value.
- CONFIRMATION (Required)
The OAGI uses this tag to tell the system whether to send confirmation that the XML document was received. (In the OAGI standards, 1 means to send confirmation only if an error occurred; 2 means to always send confirmation; 0 means to send no confirmation.) You must enter a value, but the Exchange does not use it for inbound change orders.
- LANGUAGE (Required)
Exchange language code in which the text fields are transmitted.
- CODEPAGE (Required)
OAGI-required CODEPAGE indicator.
- AUTHID (Required, validated by the Exchange)

Sending company's Trading Partner ID as given in the Trading Partner Directory. It must be a valid Trading Partner ID and cannot be null.

DATETIME(CREATION) (Required)

Date the XML document was created, following the OAGI date format, which includes separate tags for the year, month, day, hour, minute, second, subsecond, and time zone. It can be a past date.

DATAAREA

The XML data is contained in the DATAAREA tag.

CHANGE_PO

The purchase order header (POHEADER) and line (POLINE) information is contained in the CHANGE_PO area.

POHEADER (Required)

The POHEADER area consists of the following purchase order header tags:

DATETIME(DOCUMENT) (Optional, validated by the Exchange) Date the purchase order was changed, following the OAGI date format, which includes separate tags for the year, month, day, hour, minute, second, subsecond, and time zone. It must be a valid date. The information in this tag is displayed in the change order history.

POID (Required, validated by the Exchange when POIDX is not provided) Order number in the buyer's system, for change orders from the buyer. For change orders from the supplier, enter the Exchange-generated number for the order. The buyer order number must match an existing buyer order number on the Exchange (when POIDX is not provided). If the buyer's order number was never entered on the Exchange in the original order, the buyer must enter the Exchange-generated number.

For buyer changes, the Exchange uses either the buyer order number (POID) plus the buying company's Trading Partner ID (PARTNRIDX) or the Exchange-generated order number (POIDX).

BUYERID (Optional) Not used.

REQUESTER (Required and validated by the Exchange) Exchange user name of the person requesting the change. The user must be assigned a job function that contains the

Change Order task, and must belong to the same company as the user name specified in the XML transaction's envelope information.

USERAREA (Required by the Exchange) The USERAREA contains tags that the Exchange needs but that may not be available in the OAGI CHANGE_PO DTD. The Exchange allows only the USERAREA tags listed below. If you use any other tags, the Exchange discards them and does not pass them on to the partner. The Exchange stores and forwards only the USERAREA tags listed here:

- **POIDX (Optional, validated by the Exchange)**
Exchange-generated order number.
- **CHANGEINITIATOR (Required, validated by the Exchange)**
Enter BUYER if you are a buyer making a change to the order. Enter SUPPLIER if you are a supplier making a change to the order.
- **PARTNER (Required and validated by the Exchange)**
At least one PARTNER element is required, for the buyer and supplier. (If the buyer sends the change, a buyer PARTNER is required at a minimum. If the supplier sends the change, a supplier PARTNER is required at a minimum.) Each PARTNER element consists of the following tags:
 - **NAME (Required by the Exchange)**
Name of the partner (buyer or supplier). The information in this tag is displayed in the Buyer or Supplier field on the order on the Exchange.
 - **ONETIME (Optional)**
Not used by the Exchange.
 - **PARTNRID (Required)**
This can be any value for inbound change orders.
 - **PARTNRTYPE (Required, validated by the Exchange)**
SUPPLIER to indicate that this is supplier information or SOLDTO to indicate that this is buyer information. A SUPPLIER partner type is required at a minimum for changes from the supplier; a BUYER partner type is required at a minimum for changes from the buyer.
 - **CURRENCY (Optional)**
Partner's default currency code, set in the **Company Profile** page in the Company Administration application. It must be a valid or mapped currency

code. (The currency you enter does not override the partner's default currency setting in the **Company Profile** page.)

- PARTNRIDX (Required and validated by the Exchange)

Trading Partner ID for the partner (as given in the Trading Partner Directory on the Exchange) or a mapped Trading Partner ID. It must be a valid Trading Partner ID and cannot be null.

- ADDRESS (Optional)

Address according to PARTNRATYPE—for example, the buyer's address if the PARTNRATYPE is SOLDTO.

- CONTACT (Required by the Exchange for SOLDTO and SUPPLIER partner types)

Contact information, including a NAME1, EMAIL, and TELEPHONE1-TELEPHONE9.

POLINE (at least one is Required) The POLINE area consists of the following purchase order line tags:

DATETIME(NEEDEDELV) (Optional) Only the buyer can use this tag, to change the line-level need-by date, using separate tags for the year, month, day, hour, minute, second, subsecond, and time zone. (The supplier must use DATETIME(PROMSHIP), described below, to change the need-by date.) The information in this tag is displayed in the Need By Date field on the order line on the Exchange.

QUANTITY(ORDERED) (Optional, validated by the Exchange) Quantity ordered, expressed using the following OAGI-required tags:

- VALUE (Required)

Amount value, without decimal indicators or thousand separators. It must be a number.

- NUMOFDEC (Required)

Number of decimal places. For example, a VALUE of 2596 and a NUMOFDEC of 2 is 25.96.

- SIGN (Required)

Indicator of positive (+) or negative (-) amount.

- UOM (Required)

Unit of measure, such as EA, in which the value is expressed. This code will be mapped if you provided a mapped value and cannot be null.

The information in this tag is displayed in the Quantity field on the order line on the Exchange. The quantity must be greater than zero (0).

For inbound change orders, only the VALUE and NUMOFDEC can change from the original order. Changes to the SIGN and UOM are discarded by the Exchange and not passed on to the partner.

POLINENUM (Required, validated by the Exchange) Order line number. It must be a number greater than zero (0) and must reference an existing line number on the order on the Exchange. The information in this tag is displayed in the Line field on the order line on the Exchange.

NOTES (Required) A reason for the change. The NOTES tag cannot be null. The information in this tag is displayed in the Reason field for the changed order line on the Exchange. This tag is limited to 2,000 bytes. (In some languages, bytes are equal to characters.)

USERAREA (Optional) The line-level USERAREA contains tags that the Exchange needs but that may not be available in the OAGI CHANGE_PO DTD. If you use any other tags, the Exchange discards them and does not pass them on to the partner. The Exchange stores and forwards only the USERAREA tags listed here:

- **PARENTLINENUM (Optional)**
Parent line number of a split line. For example, to split line 10 of an existing order (adding a new line 11), the parent line number of the new line 11 would be 10.
- **DATETIME(PROMSHIP) (Optional)**
Only the supplier can provide this tag. The supplier must use this tag to change the need-by date on the order, using separate tags for the year, month, day, hour, minute, second, subsecond, and time zone. The information in this tag is displayed in the Need By Date field on the order line on the Exchange.
- **FREEZEFLAG (Optional)**
Only the supplier can provide this tag (if the Exchange Operator allows suppliers to update the FREEZEFLAG). Enter T (for true) to disallow further changes to the line. Enter F (for false) to permit the buyer to change this line. The information in this tag is displayed in the Future Changes (also called the

Change Allowed) field when changing an order line on the Exchange. (By default buyers can change lines until the supplier disallows it.)

Note: You cannot both update the FREEZEFLAG and make a change in the same XML transaction.

PARTNER (Optional) Line-level ship-to information, expressed using the tags NAME, ONETIME, PARTNRID, PARTNRIDX, and PARTNRTYPE (described above, earlier in this section). The PARTNRTYPE must be SHIPTO. The information in this tag is displayed in the Ship-To Location field on the order line on the Exchange.

Example XML

In the following Change PO Inbound example, the buyer has made changes to lines 1 and 2 of the order:

```
<?xml version = '1.0' encoding = 'UTF-8' standalone = 'no'?>
<CHANGE_PO_002>
  <CNTROLAREA>
    <BSR>
      <VERB value="CHANGE">CHANGE</VERB>
      <NOUN value="PO">PO</NOUN>
      <REVISION value="002">002</REVISION>
    </BSR>
    <SENDER>
      <LOGICALID>Oracle Exchange</LOGICALID>
      <COMPONENT>PURCHASING</COMPONENT>
      <TASK>CHANGE PO</TASK>
      <REFERENCEID>1091</REFERENCEID>
      <CONFIRMATION>1</CONFIRMATION>
      <LANGUAGE>US</LANGUAGE>
      <CODEPAGE>ISO-8859-1</CODEPAGE>
      <AUTHID>21948</AUTHID>
    </SENDER>
    <DATETIME qualifier="CREATION">
      <YEAR>2001</YEAR>
      <MONTH>10</MONTH>
      <DAY>24</DAY>
      <HOUR>15</HOUR>
      <MINUTE>16</MINUTE>
      <SECOND>36</SECOND>
      <SUBSECOND>0000</SUBSECOND>
      <TIMEZONE>+0800</TIMEZONE>
    </DATETIME>
  </CNTROLAREA>
</CHANGE_PO_002>
```

```
</DATETIME>
</CNTROLAREA>
<DATAAREA>
  <CHANGE_PO>
    <POHEADER>
      <DATETIME qualifier="DOCUMENT">
        <YEAR>2001</YEAR>
        <MONTH>10</MONTH>
        <DAY>24</DAY>
        <HOUR>15</HOUR>
        <MINUTE>16</MINUTE>
        <SECOND>36</SECOND>
        <SUBSECOND>0000</SUBSECOND>
        <TIMEZONE>+0800</TIMEZONE>
      </DATETIME>
      <POID>1024D</POID>
      <REQUESTER>rachellee</REQUESTER>
      <USERAREA>
        <POIDX>114645</POIDX>
        <CHANGEINITIATOR>BUYER</CHANGEINITIATOR>
      </USERAREA>
      <PARTNER>
        <NAME index="1">Rachel Seller</NAME>
        <ONETIME>0</ONETIME>
        <PARTNRID>22023</PARTNRID>
        <PARTNRTYPE>SUPPLIER</PARTNRTYPE>
        <CURRENCY>USD</CURRENCY>
        <PARTNRIDX>22023</PARTNRIDX>
        <CONTACT>
          <NAME index="1">Supplier</NAME>
          <EMAIL>supplier1005@hotmail.com</EMAIL>
          <FAX index="1"/>
          <TELEPHONE index="1">7032224444</TELEPHONE>
        </CONTACT>
      </PARTNER>
      <PARTNER>
        <NAME index="1">BuyerA</NAME>
        <ONETIME>0</ONETIME>
        <PARTNRID>21948</PARTNRID>
        <PARTNRTYPE>SOLDTO</PARTNRTYPE>
        <CURRENCY>USD</CURRENCY>
        <PARTNRIDX>21948</PARTNRIDX>
        <CONTACT>
          <NAME index="1">Buyer Buyer</NAME>
          <EMAIL>buyer1005@hotmail.com</EMAIL>
```

```

        <FAX index="1"/>
        <TELEPHONE index="1">7032221111 </TELEPHONE>
    </CONTACT>
</PARTNER>
</POHEADER>
<POLINE>
<DATETIME qualifier="NEEDELV">
    <YEAR>2001</YEAR>
    <MONTH>11</MONTH>
    <DAY>15</DAY>
    <HOUR>23</HOUR>
    <MINUTE>59</MINUTE>
    <SECOND>00</SECOND>
    <SUBSECOND>0000</SUBSECOND>
    <TIMEZONE>+0800</TIMEZONE>
</DATETIME>
<QUANTITY qualifier="ORDERED">
    <VALUE>3</VALUE>
    <NUMOFDEC>0</NUMOFDEC>
    <SIGN>+</SIGN>
    <UOM>EA</UOM>
</QUANTITY>
<POLINENUM>1</POLINENUM>
<NOTES>Need two extra now. </NOTES>
<PARTNER>
    <NAME index="1">My Office</NAME>
    <ONETIME>0</ONETIME>
    <PARTNRID>21948</PARTNRID>
    <PARTNRTYPE>SHIPTO</PARTNRTYPE>
    <PARTNRIDX>21948</PARTNRIDX>
    <ADDRESS>
        <ADDRLINE index="1">500 Oracle Pkwy</ADDRLINE>
        <ADDRLINE index="2"/>
        <ADDRLINE index="3"/>
        <ADDRLINE index="4"/>
        <CITY>Redwood Shores</CITY>
        <COUNTRY>US</COUNTRY>
        <POSTALCODE>94065</POSTALCODE>
        <STATEPROVN>CA</STATEPROVN>
    </ADDRESS>
</PARTNER>
</POLINE>
<POLINE>
    <POLINENUM>2</POLINENUM>
    <NOTES>New buyer address. </NOTES>

```

```

<PARTNER>
  <NAME index="1">New Office</NAME>
  <ONETIME>0</ONETIME>
  <PARTNRID>21948</PARTNRID>
  <PARTNRTYPE>SHIPTO</PARTNRTYPE>
  <PARTNRIDX>21948</PARTNRIDX>
  <ADDRESS>
    <ADDRLINE index="1">1000 Elm Street</ADDRLINE>
    <ADDRLINE index="2"/>
    <ADDRLINE index="3"/>
    <ADDRLINE index="4"/>
    <CITY>Herndon</CITY>
    <COUNTRY>US</COUNTRY>
    <POSTALCODE>20170</POSTALCODE>
    <STATEPROVN>VA</STATEPROVN>
  </ADDRESS>
</PARTNER>
</POLINE>
</CHANGE_PO>
</DATAAREA>
</CHANGE_PO_002>

```

In the following PO Change Inbound example, the supplier does not allow any further changes to lines 1 and 2 of the order:

```

<?xml version = '1.0' encoding = 'UTF-8' standalone = 'no'?>
<CHANGE_PO_002>
  <CNTROLAREA>
    <BSR>
      <VERB value="CHANGE">CHANGE</VERB>
      <NOUN value="PO">PO</NOUN>
      <REVISION value="002">002</REVISION>
    </BSR>
    <SENDER>
      <LOGICALID>Oracle Exchange</LOGICALID>
      <COMPONENT>PURCHASING</COMPONENT>
      <TASK>CHANGE PO</TASK>
      <REFERENCEID>1091</REFERENCEID>
      <CONFIRMATION>1</CONFIRMATION>
      <LANGUAGE>US</LANGUAGE>
      <CODEPAGE>ISO-8859-1</CODEPAGE>
      <AUTHID>21959</AUTHID>
    </SENDER>
    <DATETIME qualifier="CREATION">
      <YEAR>2001</YEAR>

```

```
<MONTH>10</MONTH>
<DAY>24</DAY>
<HOUR>15</HOUR>
<MINUTE>16</MINUTE>
<SECOND>36</SECOND>
<SUBSECOND>0000</SUBSECOND>
<TIMEZONE>+0800</TIMEZONE>
</DATETIME>
</CNTROLAREA>
<DATAAREA>
  <CHANGE_PO>
    <POHEADER>
      <DATETIME qualifier="DOCUMENT">
        <YEAR>2001</YEAR>
        <MONTH>10</MONTH>
        <DAY>24</DAY>
        <HOUR>15</HOUR>
        <MINUTE>16</MINUTE>
        <SECOND>36</SECOND>
        <SUBSECOND>0000</SUBSECOND>
        <TIMEZONE>+0800</TIMEZONE>
      </DATETIME>
      <POID>114648</POID>
      <REQUESTER>supplieraadmin</REQUESTER>
      <USERAREA>
        <CHANGEINITIATOR>SUPPLIER</CHANGEINITIATOR>
      </USERAREA>
      <PARTNER>
        <NAME index="1">SupplierA</NAME>
        <ONETIME>0</ONETIME>
        <PARTNRID>21959</PARTNRID>
        <PARTNRTYPE>SUPPLIER</PARTNRTYPE>
        <CURRENCY>USD</CURRENCY>
        <PARTNRIDX>21959</PARTNRIDX>
        <CONTACT>
          <NAME index="1">Supplier</NAME>
          <EMAIL>supplier1005@hotmail.com</EMAIL>
          <FAX index="1"/>
          <TELEPHONE index="1">7032224444</TELEPHONE>
        </CONTACT>
      </PARTNER>
    </POHEADER>
    <POLINE>
      <POLINENUM>1</POLINENUM>
      <NOTES>Freezing for now </NOTES>
```

```

        <USERAREA><FREEZEFLAG>T</FREEZEFLAG></USERAREA>
    </POLINE>
    <POLINE>
        <POLINENUM>2</POLINENUM>
        <NOTES>Freezing for now </NOTES>
        <USERAREA><FREEZEFLAG>T</FREEZEFLAG></USERAREA>
    </POLINE>
</CHANGE_PO>
</DATAAREA>
</CHANGE_PO_002>

```

In the following Change PO Inbound example, the supplier has submitted a change to the need-by date, using DATETIME(PROMSHIP):

```

<?xml version = '1.0' encoding = 'UTF-8' standalone = 'no'?>
<CHANGE_PO_002>
    <CNTROLAREA>
        <BSR>
            <VERB value="CHANGE">CHANGE</VERB>
            <NOUN value="PO">PO</NOUN>
            <REVISION value="002">002</REVISION>
        </BSR>
        <SENDER>
            <LOGICALID>Oracle Exchange</LOGICALID>
            <COMPONENT>PURCHASING</COMPONENT>
            <TASK>CHANGE PO</TASK>
            <REFERENCEID>1091</REFERENCEID>
            <CONFIRMATION>1</CONFIRMATION>
            <LANGUAGE>US</LANGUAGE>
            <CODEPAGE>ISO-8859-1</CODEPAGE>
            <AUTHID>22023</AUTHID>
        </SENDER>
        <DATETIME qualifier="CREATION">
            <YEAR>2001</YEAR>
            <MONTH>10</MONTH>
            <DAY>24</DAY>
            <HOUR>15</HOUR>
            <MINUTE>16</MINUTE>
            <SECOND>36</SECOND>
            <SUBSECOND>0000</SUBSECOND>
            <TIMEZONE>+0800</TIMEZONE>
        </DATETIME>
    </CNTROLAREA>
</DATAAREA>
<CHANGE_PO>

```

```
<POHEADER>
  <DATETIME qualifier="DOCUMENT">
    <YEAR>2001</YEAR>
    <MONTH>10</MONTH>
    <DAY>24</DAY>
    <HOUR>15</HOUR>
    <MINUTE>16</MINUTE>
    <SECOND>36</SECOND>
    <SUBSECOND>0000</SUBSECOND>
    <TIMEZONE>+0800</TIMEZONE>
  </DATETIME>
  <POID>114554</POID>
  <REQUESTER>rachels</REQUESTER>
  <USERAREA>
    <CHANGEINITIATOR>SUPPLIER</CHANGEINITIATOR>
  </USERAREA>
  <PARTNER>
    <NAME index="1">Rachel Seller</NAME>
    <ONETIME>0</ONETIME>
    <PARTNRID>22023</PARTNRID>
    <PARTNRTYPE>SUPPLIER</PARTNRTYPE>
    <CURRENCY>USD</CURRENCY>
    <PARTNRIDX>22023</PARTNRIDX>
    <CONTACT>
      <NAME index="1">Supplier</NAME>
      <EMAIL>supplier1005@hotmail.com</EMAIL>
      <FAX index="1"/>
      <TELEPHONE index="1">7032224444</TELEPHONE>
    </CONTACT>
  </PARTNER>
  <PARTNER>
    <NAME index="1">Rachel Buyer</NAME>
    <ONETIME>0</ONETIME>
    <PARTNRID>22021</PARTNRID>
    <PARTNRTYPE>SOLDTO</PARTNRTYPE>
    <CURRENCY>USD</CURRENCY>
    <PARTNRIDX>22021</PARTNRIDX>
    <CONTACT>
      <NAME index="1">Buyer Buyer</NAME>
      <EMAIL>buyer1005@hotmail.com</EMAIL>
      <FAX index="1"/>
      <TELEPHONE index="1">7032221111 </TELEPHONE>
    </CONTACT>
  </PARTNER>
</POHEADER>
```



```

<POLINE>
  <POLINENUM>1</POLINENUM>
  <NOTES>As agreed ...</NOTES>
  <USERAREA><DATETIME qualifier="PROMSHIP">
    <YEAR>2001</YEAR>
    <MONTH>11</MONTH>
    <DAY>15</DAY>
    <HOUR>23</HOUR>
    <MINUTE>59</MINUTE>
    <SECOND>00</SECOND>
    <SUBSECOND>0000</SUBSECOND>
    <TIMEZONE>+0800</TIMEZONE>
  </DATETIME></USERAREA>
</POLINE>
<POLINE>
  <POLINENUM>2</POLINENUM>
  <NOTES>As agreed ... </NOTES>
  <USERAREA><DATETIME qualifier="PROMSHIP">
    <YEAR>2001</YEAR>
    <MONTH>11</MONTH>
    <DAY>15</DAY>
    <HOUR>23</HOUR>
    <MINUTE>59</MINUTE>
    <SECOND>00</SECOND>
    <SUBSECOND>0000</SUBSECOND>
    <TIMEZONE>+0800</TIMEZONE>
  </DATETIME></USERAREA>
</POLINE>
</CHANGE_PO>
</DATAAREA>
</CHANGE_PO_002>

```

In the following Change PO Inbound example, the buyer has split line 9:

```

<?xml version = '1.0' encoding = 'UTF-8' standalone = 'no'?>
<CHANGE_PO_002>
  <CNTROLAREA>
    <BSR>
      <VERB value="CHANGE">CHANGE</VERB>
      <NOUN value="PO">PO</NOUN>
      <REVISION value="002">002</REVISION>
    </BSR>
  <SENDER>
    <LOGICALID>Oracle Exchange</LOGICALID>
    <COMPONENT>PURCHASING</COMPONENT>
  </SENDER>

```

```
        <TASK>POISSUE</TASK>
        <REFERENCEID>1091</REFERENCEID>
        <CONFIRMATION>1</CONFIRMATION>
        <LANGUAGE>US</LANGUAGE>
        <CODEPAGE>ISO-8859-1</CODEPAGE>
        <AUTHID>21948</AUTHID>
    </SENDER>
    <DATETIME qualifier="CREATION">
        <YEAR>2001</YEAR>
        <MONTH>10</MONTH>
        <DAY>08</DAY>
        <HOUR>15</HOUR>
        <MINUTE>16</MINUTE>
        <SECOND>36</SECOND>
        <SUBSECOND>0000</SUBSECOND>
        <TIMEZONE>-0700</TIMEZONE>
    </DATETIME>
</CONTROLAREA>
<DATAAREA>
    <CHANGE_PO>
        <POHEADER>
            <DATETIME qualifier="DOCUMENT">
                <YEAR>2001</YEAR>
                <MONTH>10</MONTH>
                <DAY>06</DAY>
                <HOUR>10</HOUR>
                <MINUTE>29</MINUTE>
                <SECOND>49</SECOND>
                <SUBSECOND>0000</SUBSECOND>
                <TIMEZONE>-0700</TIMEZONE>
            </DATETIME>
            <POID>114772</POID>
            <REQUESTER>buyera1</REQUESTER>
            <USERAREA>
                <POIDX>114772</POIDX>
                <CHANGEINITIATOR>BUYER</CHANGEINITIATOR>
            </USERAREA>
            <PARTNER>
                <NAME index="1">BuyerA</NAME>
                <ONETIME>0</ONETIME>
                <PARTNRID>21948</PARTNRID>
                <PARTNRTYPE>SOLDTO</PARTNRTYPE>
                <CURRENCY>USD</CURRENCY>
                <PARTNRIDX>21948</PARTNRIDX>
                <CONTACT>
```

```
<NAME index="1">Buyer Buyer</NAME>
<EMAIL>buyer1005@hotmail.com</EMAIL>
<FAX index="1"/>
<TELEPHONE index="1">7032221111 </TELEPHONE>
</CONTACT>
</PARTNER>
</POHEADER>
<POLINE>
<DATETIME qualifier="NEEDELV">
  <YEAR>2001</YEAR>
  <MONTH>12</MONTH>
  <DAY>19</DAY>
  <HOUR>23</HOUR>
  <MINUTE>59</MINUTE>
  <SECOND>00</SECOND>
  <SUBSECOND>0000</SUBSECOND>
  <TIMEZONE>-0700</TIMEZONE>
</DATETIME>
<QUANTITY qualifier="ORDERED">
  <VALUE>3</VALUE>
  <NUMOFDEC>0</NUMOFDEC>
  <SIGN>+</SIGN>
  <UOM>EA</UOM>
</QUANTITY>
<POLINENUM>10</POLINENUM>
<NOTES>This is the SPLIT line note.</NOTES>
<USERAREA>
  <PARENTLINENUM>9</PARENTLINENUM>
</USERAREA>
<PARTNER>
  <NAME index="1">new Office</NAME>
  <ONETIME>0</ONETIME>
  <PARTNRID>21725</PARTNRID>
  <PARTNRTYPE>SHIPTO</PARTNRTYPE>
  <PARTNRIDX>21725</PARTNRIDX>
  <ADDRESS>
    <ADDRLINE index="1">196 elm Buren Street</ADDRLINE>
    <ADDRLINE index="2"/>
    <ADDRLINE index="3"/>
    <ADDRLINE index="4"/>
    <ADDRTYPE/>
    <CITY>Herndon</CITY>
    <COUNTRY>US</COUNTRY>
    <COUNTY/>
    <POSTALCODE>20170</POSTALCODE>
```

```

        <STATEPROVN/>
    </ADDRESS>
</PARTNER>
</POLINE>
</CHANGE_PO>
</DATAAREA>
</CHANGE_PO_002>

```

Data Mapping

The following table lists the tags in the Change PO Inbound (CHANGE_PO_002) document that are mapped to your own values if you entered data mappings on the **Data Mapping** page on the Exchange (when you click the "Company Admin" link, then the Application Setup tab).

Table 2–5 Mapped Tags in Change PO Inbound (CHANGE_PO_002)

Tag in XML Document	Definition in Data Mapping Page
COUNTRY (used in ADDRESS tag)	Country Code
CURRENCY	Currency
UOM	Unit of Measurement
PARTNRIDX	Trading Partner ID

Change PO Outbound and Change SO Outbound

The Change PO Outbound (and Change SO Outbound) transaction is OAGI-compliant, using the OAGI document type definition (DTD) called CHANGE_PO_002.

Only the approved changed lines are sent in the Change PO Outbound transaction.

Exchange Compliance Requirements

The Exchange supports order changes only to the following, line-level information:

- DATETIME(NEEDEDELV) in the POLINE element (line-level need-by date).
- QUANTITY(ORDERED) in the POLINE element (line quantity ordered).
- SHIPTO PARTNER in the POLINE element (line-level ship-to information).

Note: Only the buyer can change the ship-to information.

- FREEZEFLAG in the POLINE element, to indicate whether further changes are allowed to a line on an order.

Note: Only the supplier can update the FREEZEFLAG, if the Exchange Operator allows. (The Exchange Operator chooses whether to permit suppliers to update the FREEZEFLAG.) The Exchange does not send a line freeze to the buyer for approval.

- Order line split into two: a new POLINE element with (if changed) a change to any or all of the following: need-by date, quantity ordered, or ship-to information.

Note: If a buyer or supplier rejects an order line split, the added line remains in the outbound change order transaction, with a line status (LINESTATUS) of rejected (REJ).

The tags described below are those that the Exchange uses for outbound change orders. Complete information about the CHANGE_PO_002 document is available at the OAGI Web site at <http://www.openapplications.org>, OAGI Release 6.1.

The Required or Optional indicators below refer to whether the tag is required by the DTD or always required for orders created on the Exchange.

CNTROLAREA (Required)

The CNTROLAREA consists of the following tags:

BSR (Required) The tags and values in the BSR element are as follows: VERB is CHANGE, NOUN is PO, and REVISION is 002.

SENDER (Required) The SENDER area consists of the following tags:

- LOGICALID (Required)
The value is always Oracle Exchange.
- COMPONENT (Required)
Component issuing the document—always Purchasing for outbound change orders.
- TASK (Required)

Action—always CHANGE PO for outbound change orders.

- **REFERENCEID (Required)**

Not used.

- **CONFIRMATION (Required)**

The OAGI uses this tag to tell the system whether to send confirmation that the XML document was received. (In the OAGI standards, 1 means to send confirmation only if an error occurred; 2 means to always send confirmation; 0 means to send no confirmation.)

- **LANGUAGE (Required)**

Exchange language code in which the text fields are transmitted.

- **CODEPAGE (Required)**

OAGI-required CODEPAGE indicator. The Exchange places a character set encoding in this tag, but uses the XML encoding (for example, <?xml version = '1.0' encoding = 'UTF-8' standalone = 'no'?>) specified in the document prolog to determine the character set. The system receiving this transaction should also use the XML encoding specified in the XML document prolog.

- **AUTHID (Required)**

Always set to APPS by the Exchange for outbound change orders.

DATETIME(CREATION) (Required) Date the XML document was created, following the OAGI date format, which includes separate tags for the year, month, day, hour, minute, second, subsecond, and time zone. It can be a past date.

DATAAREA

The XML data is contained in the DATAAREA tag.

CHANGE_PO

The purchase order header (POHEADER) and line (POLINE) information is contained in the CHANGE_PO area.

POHEADER (Required) The POHEADER area consists of the following purchase order header tags:

DATETIME(DOCUMENT) (Optional) Date the purchase order was changed, following the OAGI date format, which includes separate tags for the year, month, day, hour,

minute, second, subsecond, and time zone. The information in this tag is displayed in the change order history.

OPERAMT(EXTENDED)(T) (Required by the Exchange) Total purchase order amount. This amount reflects the change (if any) in the order total, if a change in quantity was made. The information in this tag is displayed in the Order Total on the order on the Exchange. The amount is expressed using the following tags:

- **VALUE (Required)**
Amount value, without decimal indicators or thousand separators.
- **NUMOFDEC (Required)**
Number of decimal places. For example, a VALUE of 2596 and a NUMOFDEC of 2 is 25.96.
- **SIGN (Required)**
Indicator of positive (+) or negative (-) amount. The Exchange value is always positive (+).
- **CURRENCY (Required)**
International Standards Organization (ISO) currency code in which the amount is expressed. This code will be mapped if you provided a mapped value.
- **UOMVALUE (Required)**
Used when prices or costs are to be expressed in terms of multiples of the given UOM—for example, if UOM is lbs and the price is expressed in terms of \$ per ton. The Exchange value is always 1.
- **UOMNUMDEC (Required)**
Number of decimal places for the UOMVALUE. For example, a UOMVALUE of 1 and a UOMNUMDEC of 0 is 1. The Exchange value is always 0.
- **UOM (Required)**
Unit of measure in which the value is expressed. (In the header OPERAMT(EXTENDED)(T) only, the UOM is not mapped.)

POID (Required) The Exchange-generated number for the order.

BUYERID (Required by the Exchange) Exchange user name of the buyer.

CONTRACTB (Optional) Not used by the Exchange.

CONTRACTS (Optional) Not used by the Exchange.

COSTCENTER (Optional) Cost center code. The information in this tag is displayed in the Cost Center field on the order on the Exchange.

DESCRIPTN (Required by the Exchange) Order description. The information in this tag is displayed in the Description field on the order on the Exchange. This tag is limited to 2,000 bytes. (In some languages, bytes are equal to characters.)

NOTES (Optional) Note to Supplier from the original order. This tag is limited to 2,000 bytes. (In some languages, bytes are equal to characters.)

POTYPE (Required by the Exchange) A Standard purchase order type is used for outbound orders.

SALESORDID (Optional) Not used by the Exchange.

USERAREA (Required by the Exchange) The USERAREA contains tags that the Exchange needs but that may not be available in the OAGI CHANGE_PO DTD. The Exchange provides only the USERAREA tags listed here:

- **DATETIME(NEEDEDELV) (Optional)**

Need-by date for the order item(s), expressed using separate tags for the year, month, day, hour, minute, second, subsecond, and time zone. The information in this tag is displayed in the Need By Date field on the order on the Exchange.

Note: The Exchange relies on the line-level need-by dates to communicate need-by information. Therefore, for your system, refer to the line-level need-by dates rather than this one. Even if there is one need-by date for the entire order, the Exchange repeats the same need-by date for each line.

- **DATETIME(APPREQ) (Optional)**

Acknowledge-by date from the original order if the original order required acknowledgment.

- **POIDX (Optional)**

Buyer's order number, if any, used only in the Change PO Outbound transaction. The information in this tag is displayed in the Buyer Order Number field on the order on the Exchange.

- **POSTATUS** (Required by the Exchange)
Current status of the document. The status is ACE to indicate that acknowledgment was required on the original order or Open to indicate that acknowledgment was not required (the status on the Exchange was New).
- **BLANGCODE** (Optional)
Not used by the Exchange.
- **SLANGCODE** (Optional)
Not used by the Exchange.
- **FTTERM** (Optional)
Provisions for payment of freight, expressed using a (DESCRIPTN) and code (TERMID). For example, a PREPAID freight term might mean the supplier pays the freight and invoices the buyer. The information in the DESCRIPTN tag is displayed in the Freight Terms field on the order on the Exchange.
- **FOB** (Optional)
Point at which the buyer takes title of the goods, expressed using a description (DESCRIPTN) and code (TERMID). The information in the DESCRIPTN tag is displayed in the FOB field on the order on the Exchange.
- **PAYMMETHOD** (Required by the Exchange)
Payment method description (DESCRIPTN) and code (TERMID). The information in the DESCRIPTN tag is displayed in the Payment Method field on the order on the Exchange.
- **CREDTCRD** (Required by the Exchange when PAYMMETHOD is a credit card)
Credit card information if the payment method is a credit card, including credit card number, name of credit card holder, and credit card expiration date. The information in this tag is displayed in the Credit Card fields on the order on the Exchange.
- **COSTCENTER** (Optional)
Not used by the Exchange.
- **MAILSTOP** (Optional)

Not used by the Exchange. The Exchange stores the mail stop at the line level (even if entered at the header level on the order).

- ORDERHEADERTEXT (Optional)

Order header text. The information in this tag is displayed in a freeform area at the top of the order on the Exchange. Purchasing administrators can create this text on the **Customize Purchase Order Text** page in the Company Administration application on the Exchange.

- SHIPPINGINFOTEXT (Optional)

Order shipping text. The information in this tag is displayed in a freeform area at the top of the Shipping section of the order on the Exchange. Purchasing administrators can create this text on the **Customize Purchase Order Text** page in the Company Administration application on the Exchange.

- BILLINGINFOTEXT (Optional)

Order billing text. The information in this tag is displayed in a freeform area at the top of the Billing section of the order on the Exchange. Purchasing administrators can create this text on the **Customize Purchase Order Text** page in the Company Administration application on the Exchange.

- ACKREQUEST (Optional)

Not used by the Exchange.

- QUANTITY(WEIGHT) (Optional)

This tag contains a value (using the VALUE, NUMOFDEC, SIGN, and UOM tags) only if the order was created in the Transportation application on the Exchange. The information in this tag is displayed in the Shipment Weight field (in the Shipping section) on the **View Order Details** page of the Transportation application.

Note: The Exchange uses this tag and the following Transportation tags only in outbound orders.

- QUANTITY(VOLUME) (Optional)

This tag contains a value (using the VALUE, NUMOFDEC, SIGN, and UOM tags) only if the order was created in the Transportation application on the Exchange. The information in this tag is displayed in the Shipment Volume field

(in the Shipping section) on the **View Order Details** page of the Transportation application.

- **LOADID (Optional)**
This tag contains a value only if the order was created in the Transportation application on the Exchange.
- **LOADNUMBER (Optional)**
This tag contains a value only if the order was created in the Transportation application on the Exchange. The information in this tag is displayed in the Description field on the **View Order Details** page of the Transportation application. The Description field is a combination of the LOAD_ID, LOAD_SCHEDULE_ID, and LOAD_NUMBER.
- **SCHEDULEDNAME (Optional)**
This tag contains a value only if the order was created in the Transportation application on the Exchange. It contains the origin and destination information.

PARTNER (Required) The outbound order header on the Exchange has one PARTNER element each for the supplier, buyer, carrier, and buyer's billing information. Each PARTNER element consists of the following tags:

- **NAME (Required by the Exchange)**
Name of the partner (buyer or supplier). The information in this tag is displayed in the Buyer or Supplier field on the order on the Exchange.
- **ONETIME (Required by the Exchange)**
Indicator of whether the business partner has been established only for this transaction (0 for "no," 1 for "yes"). For the supplier and buyer, the Exchange always sets this to 0 for outbound purchase orders. For the carrier, the Exchange always sets this to 1 for outbound purchase orders.
- **PARTNRID (Required)**
Trading Partner ID for the buyer or supplier as given by the Exchange in the Trading Partner Directory. For outbound orders, the PARTNRID is the buyer's company's Trading Partner ID if the PARTNRTYPE is SOLDTO, and a unique bill-to address ID if the PARTNRTYPE is BILLTO.
- **PARTNRTYPE (Required)**
The four valid header-level partner types supported by the Exchange are as follows: SUPPLIER to indicate that this is supplier information, SOLDTO to

indicate that this is buyer information, CARRIER to indicate that this is carrier information, or BILLTO to indicate that this is the buyer's billing information.

- CURRENCY (Required by the Exchange for the SOLDTO and SUPPLIER partner types)

Partner's default currency code, set in the **Company Profile** page in the Company Administration application.

- PARTNRIDX (Required by the Exchange)

The mapped Trading Partner ID that you use for the partner, if you mapped a different ID than the one the Exchange uses in PARTNRID above. Otherwise, the PARTNRID is used here.

- USERAREA, SITEID (Optional)

Not used by the Exchange.

- ADDRESS (Required by the Exchange for the BILLTO and SHIPTO partner types)

Address according to PARTNRATYPE—for example, the buyer's billing address if the PARTNRATYPE is BILLTO. The information in this tag is displayed in the Bill-To Address field on the order on the Exchange when the PARTNRATYPE is BILLTO.

- CONTACT (Required by the Exchange for the SOLDTO partner type)

Buyer's contact information, including a NAME1, DESCRIPTN, EMAIL, FAX1 - FAX9, NAME2 - NAME9, TELEPHONE1 -TELEPHONE9, and USERAREA. The Exchange always provides contact information when the PARTNRATYPE is SOLDTO. The information in the EMAIL, TELEPHONE, and FAX tags displays in the Buyer E-mail, Buyer Phone/Ext., and Buyer Fax fields on the order on the Exchange.

POTERM (Optional) The POTERM area consists of the following tags:

- DESCRIPTN (Optional)

Payment term description, such as Immediate. The information in this tag is displayed in the Payment Terms field on the order on the Exchange.

- TERMID (Optional)

Payment term code.

- DAYSNUM (Optional)

Not used by the Exchange.

- QUANTITY(PERCENT) (Optional)

Not used by the Exchange.

POLINE (at least one is Required)

The POLINE area consists of the following purchase order line tags:

DATETIME(NEEDELV) (Required by the Exchange) Line-level need-by date, expressed using separate tags for the year, month, day, hour, minute, second, subsecond, and time zone. The information in this tag is displayed in the Need By Date field on the order line on the Exchange.

OPERAMT(UNIT)(T) (Required by the Exchange) Item amount, expressed using the OAGI-required tags VALUE, NUMOFDEC, SIGN, CURRENCY, UOMVALUE, UOMNUMDEC, and UOM. (See descriptions of these tags above, earlier in this section.) The information in this tag is displayed in the Price field on the order line on the Exchange.

QUANTITY(ORDERED) (Required by the Exchange) Quantity ordered, expressed using the following OAGI-required tags:

- VALUE (Required)

Amount value, without decimal indicators or thousand separators. It must be a number.

- NUMOFDEC (Required)

Number of decimal places. For example, a VALUE of 2596 and a NUMOFDEC of 2 is 25.96.

- SIGN (Required)

Indicator of positive (+) or negative (-) amount. The Exchange value is always positive (+).

- UOM (Required)

Unit of measure, such as EA, in which the value is expressed. This code will be mapped if you provided a mapped value and cannot be null.

The information in this tag is displayed in the Quantity field on the order line on the Exchange.

When the quantity ordered changes, only the VALUE and (if applicable) NUMOFDEC change. The SIGN and UOM cannot be changed.

POLINENUM (Required by the Exchange) Order line number. The information in this tag is displayed in the Line field on the order line on the Exchange.

COMMODITY (Optional) The Exchange item category code. The category represented by this code displays in the Category field on the order line on the Exchange.

CONTRACTB (Optional) Not used by the Exchange. The Exchange places 0 here.

CONTRACTS (Optional) Not used by the Exchange.

DELIVERTO (Optional) Not used by the Exchange.

HAZRDMATL (Optional) Hazardous material code or description.

ITEM (Optional) Not used by the Exchange.

ITEMX (Required by the Exchange) Supplier's item number. The information in this tag is displayed in the Supplier Item number field on the order line on the Exchange.

NOTES (Required by the Exchange) Reason for the change. Online, this tag corresponds to the Reason field for a changed order line. This tag is limited to 2,000 bytes. (In some languages, bytes are equal to characters.)

PACKING (Optional) Not used by the Exchange.

REQUESTER (Optional) Not used by the Exchange.

REQUISTNID (Optional) Not used by the Exchange. The Exchange places 0 here.

SITELEVEL1 (Optional) The Exchange places the ship-to location ID in this field.

USERAREA (Required by the Exchange) The line-level USERAREA contains tags that the Exchange needs but that may not be available in the OAGI CHANGE_PO DTD. The Exchange provides only the USERAREA tags listed here:

- **REQLINENUM (Optional)**
Not used by the Exchange. The Exchange places 0 here.
- **MFRNAME (Optional)**

Manufacturer name. The information in this tag is displayed in the Manufacturer field on the order line on the Exchange.

- MFRNUM (Optional)

Manufacturer part number. The information in this tag is displayed in the Manufacturer Item field on the order line on the Exchange.

- UNNUM (Optional)

United Nations Standard Product and Service Code (UNSPSC code) if the supplier provided one for the item.

- COUNTRYORG (Optional)

Not used by the Exchange.

- DATETIME(PROMSHIP) (Optional)

Not used by the Exchange. The Exchange places the order creation date in this field.

- DATETIME(NEEDEDELV) (Optional)

The same need-by date as provided in the line-level DATETIME(NEEDEDELV) given above. Use the line-level need-by date provided above rather than this one.

- MAILSTOP (Optional)

Address mail stop, if any. The information in this tag is displayed in the Mail Stop field on the order line on the Exchange.

- QUANTITY(WEIGHT) (Optional)

This tag contains a value (using the VALUE, NUMOFDEC, SIGN, and UOM tags) only if the order was created in the Transportation application on the Exchange. The information in this tag is displayed in the Weight field (in the Items section) on the **View Order Details** page of the Transportation application.

- QUANTITY(VOLUME) (Optional)

This tag contains a value (using the VALUE, NUMOFDEC, SIGN, and UOM tags) only if the order was created in the Transportation application on the Exchange. The information in this tag is displayed in the Volume field (in the Items section) on the **View Order Details** page of the Transportation application.

- CONTAINERFLAG (Optional)

This tag contains a value only if the order was created in the Transportation application on the Exchange. The information in this tag is displayed in the Container field (in the Items section) on the **View Order Details** page of the Transportation application. The tag <CONTAINERFLAG/> indicates that the item is not a container; the tag <CONTAINERFLAG>X</CONTAINERFLAG> indicates that the item is a container.

- LINENUMBER (Optional)

This tag contains a value only if the order was created in the Transportation application on the Exchange. The information in this tag is displayed in the Line field (in the Items section) on the **View Order Details** page of the Transportation application.

- ERPREFPROJECTINFO (Optional)

A buyer can be assigned a role on a project or task in Product Development Exchange. If the buyer enters project or task information on the purchase order, the following tags contain the project and task values:

Note: The ERPREFPROJECTINFO tags are used in outbound orders only.

ERPREFPROJECT contains the tag ERPREFPROJECTNUM, which contains the project number, if any.

ERPREFTASK contains the tag ERPREFTASKNUM, which contains the task number, if any. If an ERPREFTASK value is provided, ERPREFPROJECT will also have a value.

- FREEZEFLAG (Optional)

Indicator of whether the supplier allows further changes to the line (if the Exchange Operator allows suppliers to update the FREEZEFLAG). If the freeze status has been updated, the value is T (for true) to disallow further changes to the line or F (for false) to now permit the buyer to change the line. The information in this tag is displayed in the Future Changes (also called the Change Allowed) field when changing an order line on the Exchange. (By default buyers can change lines until the supplier disallows it.)

- LINESTATUS (Optional)

If the order did not require acknowledgment when it was created, the line status remains NEW for each order line. If the original order required

acknowledgment, the line status remains ACE (for acknowledged) for each order line. If the line is a new line created after splitting another line, the line status is REJ if the split was rejected.

- **DISPOSEDBY (Required)**
User name of the person who responded to the change.
- **DISPREASON (Required)**
Reason for the partner's approving the change. Online, the information in this tag corresponds to the Reason field when responding to a change. This tag is limited to 2,000 bytes. (In some languages, bytes are equal to characters.)
- **DATETIME(IMPL) (Required)**
Date the change was approved, following the OAGI date format, which includes separate tags for the year, month, day, hour, minute, second, subsecond, and time zone.

CHARGE (Optional) Not used by the Exchange.

PARTNER (Required by the Exchange) Line-level ship-to information required by the Exchange, expressed using the tags NAME, ONETIME, PARTNRID, PARTNRIDX, and PARTNRTYPE (described above, earlier in this section). The PARTNRID is a unique ship-to address ID. An ADDRESS is also included. The information in this tag is displayed in the Ship-To Location field on the order line on the Exchange.

Example XML

The following is an example Change SO Outbound transaction. In this example, the buyer changed order lines 1, 2, and 3. The supplier rejected line 3 and accepted lines 1 and 2. Therefore, the supplier receives the following Change SO Outbound transaction:

```
<?xml version = '1.0' encoding = 'UTF-8' standalone = 'no'?>
<!-- Oracle eXtensible Markup Language Gateway Server -->
<!DOCTYPE CHANGE_PO_002 SYSTEM "057_change_po_002.dtd">
<CHANGE_PO_002>
  <CNTROLAREA>
    <BSR>
      <VERB value="CHANGE">CHANGE</VERB>
      <NOUN value="PO">PO</NOUN>
      <REVISION value="002">002</REVISION>
    </BSR>
  </CNTROLAREA>
</CHANGE_PO_002>
```

```

<SENDER>
  <LOGICALID>Oracle Exchange</LOGICALID>
  <COMPONENT>PURCHASING</COMPONENT>
  <TASK>CHANGE PO</TASK>
  <REFERENCEID>1</REFERENCEID>
  <CONFIRMATION>0</CONFIRMATION>
  <LANGUAGE>US</LANGUAGE>
  <CODEPAGE>UTF8</CODEPAGE>
  <AUTHID>APPS</AUTHID>
</SENDER>
<DATETIME qualifier="CREATION">
  <YEAR>2002</YEAR>
  <MONTH>07</MONTH>
  <DAY>26</DAY>
  <HOUR>17</HOUR>
  <MINUTE>20</MINUTE>
  <SECOND>08</SECOND>
  <SUBSECOND>0000</SUBSECOND>
  <TIMEZONE>-0700</TIMEZONE>
</DATETIME>
</CNTROLAREA>
<DATAAREA>
  <CHANGE_PO>
    <POHEADER>
      <DATETIME qualifier="DOCUMENT">
        <YEAR>2002</YEAR>
        <MONTH>07</MONTH>
        <DAY>26</DAY>
        <HOUR>16</HOUR>
        <MINUTE>31</MINUTE>
        <SECOND>46</SECOND>
        <SUBSECOND>0000</SUBSECOND>
        <TIMEZONE>-0700</TIMEZONE>
      </DATETIME>
      <OPERAMT qualifier="EXTENDED" type="T">
        <VALUE>3288</VALUE>
        <NUMOFDEC>0</NUMOFDEC>
        <SIGN>+</SIGN>
        <CURRENCY>USD</CURRENCY>
        <UOMVALUE>1</UOMVALUE>
        <UOMNUMDEC>0</UOMNUMDEC>
        <UOM/>
      </OPERAMT>
      <POID>117853</POID>
      <BUYERID>ELVIS</BUYERID>
    </POHEADER>
  </CHANGE_PO>
</DATAAREA>

```

```

<CONTRACTB/>
<CONTRACTS/>
<COSTCENTER/>
<DESCRIPTN>test transaction</DESCRIPTN>
<NOTES/>
<POTYPE>Standard</POTYPE>
<SALESORDID/>
<USERAREA><DATETIME
qualifier="NEEDELV"><YEAR>2002</YEAR><MONTH>09</MONTH><DAY>23</DAY><HOUR>23</HO
UR><MINUTE>59</MINUTE><SECOND>00</SECOND><SUBSECOND>0000</SUBSECOND><TIMEZONE>-0
700</TIMEZONE></DATETIME><DATETIME
qualifier="APPREQ"><YEAR>2002</YEAR><MONTH>09</MONTH><DAY>23</DAY><HOUR>23</HOUR
><MINUTE>59</MINUTE><SECOND>00</SECOND><SUBSECOND>0000</SUBSECOND><TIMEZONE>-070
0</TIMEZONE></DATETIME><POSTATUS>ACE</POSTATUS><BLANGCODE/><SLANGCODE/><FTTERM><
DESCRIPTN/><TERMID/></FTTERM><FOB><DESCRIPTN/><TERMID/></FOB><PAYMMETHOD><DESCRI
PTN>Invoice
Account</DESCRIPTN><TERMID>IA</TERMID></PAYMMETHOD><CREDTCRD><CARDID/><NAME
index="1"/><DATETIME
qualifier="EXPIRATION"><YEAR/><MONTH/><DAY/><HOUR/><MINUTE/><SECOND/><SUBSECOND/
><TIMEZONE/></DATETIME></CREDTCRD><COSTCENTER/><MAILSTOP/><ORDERHEADERTEXT/><SHI
PPINGINFOTEXT/><BILLINGINFOTEXT/><ACKREQUEST/><QUANTITY
qualifier="WEIGHT"><VALUE/><NUMOFDEC/><SIGN/><UOM/></QUANTITY><QUANTITY
qualifier="VOLUME"><VALUE/><NUMOFDEC/><SIGN/><UOM/></QUANTITY><LOADID/><LOADNUMB
ER/><SCHEDULEDNAME/></USERAREA>
<PARTNER>
  <NAME index="1">ACME Supplier</NAME>
  <ONETIME>0</ONETIME>
  <PARTNRID>9176</PARTNRID>
  <PARTNRTYPE>SUPPLIER</PARTNRTYPE>
  <CURRENCY>USD</CURRENCY>
  <PARTNRIDX>9176</PARTNRIDX>
  <USERAREA><SITEID>0</SITEID></USERAREA>
</PARTNER>
<PARTNER>
  <NAME index="1">elvis</NAME>
  <ONETIME>0</ONETIME>
  <PARTNRID>9649</PARTNRID>
  <PARTNRTYPE>SOLDTO</PARTNRTYPE>
  <CURRENCY>USD</CURRENCY>
  <PARTNRIDX>9649</PARTNRIDX>
<CONTACT>
  <NAME index="1">Elvis Smith</NAME>
  <EMAIL>elviisz25@oracle.com</EMAIL>
  <FAX index="1"/>
  <TELEPHONE index="1">123-1234567 </TELEPHONE>

```

```

        </CONTACT>
    </PARTNER>
    <PARTNER>
        <NAME index="1"/>
        <ONETIME>1</ONETIME>
        <PARTNRID/>
        <PARTNRTYPE>CARRIER</PARTNRTYPE>
        <PARTNRIDX/>
    </PARTNER>
    <PARTNER>
        <NAME index="1">My Office</NAME>
        <ONETIME>0</ONETIME>
        <PARTNRID>7469</PARTNRID>
        <PARTNRTYPE>BILLTO</PARTNRTYPE>
        <PARTNRIDX>7469</PARTNRIDX>
        <ADDRESS>
            <ADDRLINE index="1">Graceland</ADDRLINE>
            <ADDRLINE index="2"/>
            <ADDRLINE index="3"/>
            <ADDRLINE index="4"/>
            <CITY>Memphis</CITY>
            <COUNTRY>US</COUNTRY>
            <POSTALCODE>99999</POSTALCODE>
            <STATEPROVN>TN</STATEPROVN>
        </ADDRESS>
    </PARTNER>
    <POTERM>
        <DESCRIPTN>Immediate</DESCRIPTN>
        <TERMID>IM</TERMID>
        <DAYSNUM/>
        <QUANTITY qualifier="PERCENT">
            <VALUE/>
            <NUMOFDEC/>
            <SIGN/>
            <UOM/>
        </QUANTITY>
    </POTERM>
</POHEADER>
<POLINE>
    <DATETIME qualifier="NEEDELV">
        <YEAR>2002</YEAR>
        <MONTH>09</MONTH>
        <DAY>23</DAY>
        <HOUR>23</HOUR>
        <MINUTE>59</MINUTE>
    </DATETIME>

```

```

<SECOND>00</SECOND>
<SUBSECOND>0000</SUBSECOND>
<TIMEZONE>-0700</TIMEZONE>
</DATETIME>
<OPERAMT qualifier="UNIT" type="T">
  <VALUE>135</VALUE>
  <NUMOFDEC>0</NUMOFDEC>
  <SIGN>+</SIGN>
  <CURRENCY>USD</CURRENCY>
  <UOMVALUE>1</UOMVALUE>
  <UOMNUMDEC>0</UOMNUMDEC>
  <UOM/>
</OPERAMT>
<QUANTITY qualifier="ORDERED">
  <VALUE>2</VALUE>
  <NUMOFDEC>0</NUMOFDEC>
  <SIGN>+</SIGN>
  <UOM>ST</UOM>
</QUANTITY>
<POLINENUM>1</POLINENUM>
<COMMODITY index="1">100265</COMMODITY>
<CONTRACTB>0</CONTRACTB>
<CONTRACTS/>
<DELIVERTO/>
<HAZRDMATL/>
<ITEM/>
<ITEMX>70771</ITEMX>
<NOTES>need more</NOTES>
<PACKING/>
<REQUESTER/>
<REQUISTNID>0</REQUISTNID>
<SITELEVEL index="1">7469</SITELEVEL>
<USERAREA><REQLINENUM>0</REQLINENUM><MFRNAME>Acme
Manufacturer</MFRNAME><MFRNUM/><UNNUM>44122010</UNNUM><COUNTRYORG/><DATETIME
qualifier="PROMSHIP"><YEAR>2002</YEAR><MONTH>07</MONTH><DAY>26</DAY><HOUR>16</HO
UR><MINUTE>31</MINUTE><SECOND>02</SECOND><SUBSECOND>0000</SUBSECOND><TIMEZONE>-0
700</TIMEZONE></DATETIME><DATETIME
qualifier="NEEDELV"><YEAR>2002</YEAR><MONTH>09</MONTH><DAY>23</DAY><HOUR>23</HO
UR><MINUTE>59</MINUTE><SECOND>00</SECOND><SUBSECOND>0000</SUBSECOND><TIMEZONE>-0
700</TIMEZONE></DATETIME><MAILSTOP/><QUANTITY
qualifier="WEIGHT"><VALUE/><NUMOFDEC/><SIGN/><UOM/></QUANTITY><QUANTITY
qualifier="VOLUME"><VALUE/><NUMOFDEC/><SIGN/><UOM/></QUANTITY><CONTAINERFLAG/><L
INENUMBER/><ERPREFPROJECTINFO><ERPREFPROJECT><ERPREFPROJECTNUM/></ERPREFPROJECT>
<ERPREFTASK><ERPREFTASKNUM/></ERPREFTASK></ERPREFPROJECTINFO><FREEZEFLAG/><LINES
TATUS>ACE</LINESTATUS><DISPOSEDBY>STAPLES</DISPOSEDBY><DISPREASON>accept</DISPRE

```

```

ASON<DATETIME
qualifier="IMPL"><YEAR>2002</YEAR><MONTH>07</MONTH><DAY>26</DAY><HOUR>17</HOUR><
MINUTE>19</MINUTE><SECOND>33</SECOND><SUBSECOND>0000</SUBSECOND><TIMEZONE>-0700<
/TIMEZONE></DATETIME></USERAREA>
  <CHARGE>
    <OPERAMT qualifier="EXTENDED" type="T">
      <VALUE/>
      <NUMOFDEC/>
      <SIGN/>
      <CURRENCY/>
      <UOMVALUE/>
      <UOMNUMDEC/>
      <UOM/>
    </OPERAMT>
    <CHARGEID>8</CHARGEID>
  </CHARGE>
  <PARTNER>
    <NAME index="1">My Office</NAME>
    <ONETIME>0</ONETIME>
    <PARTNRID>7469</PARTNRID>
    <PARTNRTYPE>SHIPTO</PARTNRTYPE>
    <PARTNRIDX>7469</PARTNRIDX>
    <ADDRESS>
      <ADDRLINE index="1">Graceland</ADDRLINE>
      <ADDRLINE index="2"/>
      <ADDRLINE index="3"/>
      <ADDRLINE index="4"/>
      <ADDRTYPE/>
      <CITY>Memphis</CITY>
      <COUNTRY>US</COUNTRY>
      <COUNTY/>
      <POSTALCODE>99999</POSTALCODE>
      <STATEPROVN/>
    </ADDRESS>
  </PARTNER>
</POLINE>
<POLINE>
  <DATETIME qualifier="NEEDELV">
    <YEAR>2002</YEAR>
    <MONTH>09</MONTH>
    <DAY>23</DAY>
    <HOUR>23</HOUR>
    <MINUTE>59</MINUTE>
    <SECOND>00</SECOND>
    <SUBSECOND>0000</SUBSECOND>

```

```

    <TIMEZONE>-0700</TIMEZONE>
  </DATETIME>
  <OPERAMT qualifier="UNIT" type="T">
    <VALUE>1509</VALUE>
    <NUMOFDEC>0</NUMOFDEC>
    <SIGN>+</SIGN>
    <CURRENCY>USD</CURRENCY>
    <UOMVALUE>1</UOMVALUE>
    <UOMNUMDEC>0</UOMNUMDEC>
    <UOM/>
  </OPERAMT>
  <QUANTITY qualifier="ORDERED">
    <VALUE>2</VALUE>
    <NUMOFDEC>0</NUMOFDEC>
    <SIGN>+</SIGN>
    <UOM>BX</UOM>
  </QUANTITY>
  <POLINENUM>2</POLINENUM>
  <COMMODITY index="1">100266</COMMODITY>
  <CONTRACTB>0</CONTRACTB>
  <CONTRACTS/>
  <DELIVERTO/>
  <HAZRDMATL/>
  <ITEM/>
  <ITEMX>80414</ITEMX>
  <NOTES>need more</NOTES>
  <PACKING/>
  <REQUESTER/>
  <REQUISTNID>0</REQUISTNID>
  <SITELEVEL index="1">7469</SITELEVEL>
  <USERAREA><REQLINENUM>0</REQLINENUM><MFRNAME>Acme
America</MFRNAME><MFRNUM/><UNNUM>44122011</UNNUM><COUNTRYORG/><DATETIME
qualifier="PROMSHIP"><YEAR>2002</YEAR><MONTH>07</MONTH><DAY>26</DAY><HO
UR><MINUTE>31</MINUTE><SECOND>04</SECOND><SUBSECOND>0000</SUBSECOND><TIMEZONE>-0
700</TIMEZONE></DATETIME><DATETIME
qualifier="NEEDELV"><YEAR>2002</YEAR><MONTH>09</MONTH><DAY>23</DAY><HO
UR><MINUTE>59</MINUTE><SECOND>00</SECOND><SUBSECOND>0000</SUBSECOND><TIMEZONE>-0
700</TIMEZONE></DATETIME><MAILSTOP/><QUANTITY
qualifier="WEIGHT"><VALUE/><NUMOFDEC/><SIGN/><UOM/></QUANTITY><QUANTITY
qualifier="VOLUME"><VALUE/><NUMOFDEC/><SIGN/><UOM/></QUANTITY><CONTAINERFLAG/><L
INENUMBER/><ERPREFPROJECTINFO><ERPREFPROJECT><ERPREFPROJECTNUM/></ERPREFPROJECT>
<ERPREFTASK><ERPREFTASKNUM/></ERPREFTASK></ERPREFPROJECTINFO><FREEZEFLAG/><LINES
TATUS>ACE</LINESTATUS><DISPOSEDBY>STAPLES</DISPOSEDBY><DISPREASON>accept</DISPRE
ASON><DATETIME
qualifier="IMPL"><YEAR>2002</YEAR><MONTH>07</MONTH><DAY>26</DAY><HO
UR><MINUTE>17</MINUTE><SECOND>00</SECOND><SUBSECOND>0000</SUBSECOND><TIMEZONE>-0
700</TIMEZONE></DATETIME>

```

```

MINUTE>19</MINUTE><SECOND>33</SECOND><SUBSECOND>0000</SUBSECOND><TIMEZONE>-0700<
/TIMEZONE></DATETIME></USERAREA>
  <CHARGE>
    <OPERAMT qualifier="EXTENDED" type="T">
      <VALUE/>
      <NUMOFDEC/>
      <SIGN/>
      <CURRENCY/>
      <UOMVALUE/>
      <UOMNUMDEC/>
      <UOM/>
    </OPERAMT>
    <CHARGEID>8</CHARGEID>
  </CHARGE>
  <PARTNER>
    <NAME index="1">My Office</NAME>
    <ONETIME>0</ONETIME>
    <PARTNRID>7469</PARTNRID>
    <PARTNRTYPE>SHIPTO</PARTNRTYPE>
    <PARTNRIDX>7469</PARTNRIDX>
    <ADDRESS>
      <ADDRLINE index="1">Graceland</ADDRLINE>
      <ADDRLINE index="2"/>
      <ADDRLINE index="3"/>
      <ADDRLINE index="4"/>
      <ADDRTYPE/>
      <CITY>Memphis</CITY>
      <COUNTRY>US</COUNTRY>
      <COUNTY/>
      <POSTALCODE>99999</POSTALCODE>
      <STATEPROVN/>
    </ADDRESS>
  </PARTNER>
</POLINE>
</CHANGE_PO>
</DATAAREA>
</CHANGE_PO_002>

```

In the following Change PO Outbound example, the supplier split a line (creating a new line 8), and the buyer rejected the split. The resulting Change PO Outbound document is sent to the buyer; the LINESTATUS in the USERAREA is REJ for rejected:

```

<?xml version = '1.0' encoding = 'UTF-8' standalone = 'no'?>
<!-- Oracle eXtensible Markup Language Gateway Server -->

```



```

<!DOCTYPE CHANGE_PO_002 SYSTEM "057_change_po_002.dtd">
<CHANGE_PO_002>
  <CNTROLAREA>
    <BSR>
      <VERB value="CHANGE">CHANGE</VERB>
      <NOUN value="PO">PO</NOUN>
      <REVISION value="002">002</REVISION>
    </BSR>
    <SENDER>
      <LOGICALID>Oracle Exchange</LOGICALID>
      <COMPONENT>PURCHASING</COMPONENT>
      <TASK>CHANGE PO</TASK>
      <REFERENCEID>1</REFERENCEID>
      <CONFIRMATION>0</CONFIRMATION>
      <LANGUAGE>US</LANGUAGE>
      <CODEPAGE>UTF8</CODEPAGE>
      <AUTHID>APPS</AUTHID>
    </SENDER>
    <DATETIME qualifier="CREATION">
      <YEAR>2002</YEAR>
      <MONTH>10</MONTH>
      <DAY>28</DAY>
      <HOUR>16</HOUR>
      <MINUTE>16</MINUTE>
      <SECOND>05</SECOND>
      <SUBSECOND>0000</SUBSECOND>
      <TIMEZONE>-0700</TIMEZONE>
    </DATETIME>
  </CNTROLAREA>
  <DATAAREA>
    <CHANGE_PO>
      <POHEADER>
        <DATETIME qualifier="DOCUMENT">
          <YEAR>2002</YEAR>
          <MONTH>10</MONTH>
          <DAY>27</DAY>
          <HOUR>07</HOUR>
          <MINUTE>16</MINUTE>
          <SECOND>21</SECOND>
          <SUBSECOND>0000</SUBSECOND>
          <TIMEZONE>-0700</TIMEZONE>
        </DATETIME>
        <OPERAMT qualifier="EXTENDED" type="T">
          <VALUE>17590</VALUE>
          <NUMOFDEC>0</NUMOFDEC>
        </OPERAMT>
      </POHEADER>
    </CHANGE_PO>
  </DATAAREA>
</CHANGE_PO_002>

```

```

        <SIGN>+</SIGN>
        <CURRENCY>USD</CURRENCY>
        <UOMVALUE>1</UOMVALUE>
        <UOMNUMDEC>0</UOMNUMDEC>
        <UOM/>
    </OPERAMT>
    <POID>114785</POID>
    <BUYERID>RLEE</BUYERID>
    <CONTRACTB/>
    <CONTRACTS/>
    <COSTCENTER/>
    <DESCRIPTN>txn_010_012</DESCRIPTN>
    <NOTES/>
    <POTYPE>Standard</POTYPE>
    <SALESORDID/>
    <USERAREA><DATETIME
qualifier="NEEDELV"><YEAR>2002</YEAR><MONTH>12</MONTH><DAY>15</DAY><HOUR>20</HO
UR><MINUTE>59</MINUTE><SECOND>00</SECOND><SUBSECOND>0000</SUBSECOND><TIMEZONE>-0
700</TIMEZONE></DATETIME><DATETIME
qualifier="APPRQ"><YEAR>2002</YEAR><MONTH>12</MONTH><DAY>01</DAY><HOUR>20</HOUR
><MINUTE>59</MINUTE><SECOND>00</SECOND><SUBSECOND>0000</SUBSECOND><TIMEZONE>-070
0</TIMEZONE></DATETIME><POIDX/><POSTATUS>Open</POSTATUS><BLANGCODE/><SLANGCODE/>
<FTTERM><DESCRIPTN>Allowed</DESCRIPTN><TERMIN>ALD</TERMIN></FTTERM><FOB><DESCRIP
TN>CIF</DESCRIPTN><TERMIN>CIF</TERMIN></FOB><PAYMMETHOD><DESCRIPTN>Invoice
Account</DESCRIPTN><TERMIN>IA</TERMIN></PAYMMETHOD><CREDTCRD><CARDID/><NAME
index="1"/><DATETIME
qualifier="EXPIRATION"><YEAR/><MONTH/><DAY/><HOUR/><MINUTE/><SECOND/><SUBSECOND>
0000</SUBSECOND><TIMEZONE>-0700</TIMEZONE></DATETIME></CREDTCRD><COSTCENTER/><MA
ILSTOP/><ORDERHEADERTXT/><SHIPPINGINFOTEXT/><BILLINGINFOTEXT/><ACKREQUEST/><QUA
NTITY qualifier="WEIGHT"><VALUE/><NUMOFDEC/><SIGN/><UOM/></QUANTITY><QUANTITY
qualifier="VOLUME"><VALUE/><NUMOFDEC/><SIGN/><UOM/></QUANTITY><LOADID/><LOADNUMB
ER/><SCHEDULEDNAME/></USERAREA>
    <PARTNER>
        <NAME index="1">SupplierA</NAME>
        <ONETIME>0</ONETIME>
        <PARTNRID>21959</PARTNRID>
        <PARTNRTYPE>SUPPLIER</PARTNRTYPE>
        <CURRENCY>USD</CURRENCY>
        <PARTNRIDX>21959</PARTNRIDX>
        <USERAREA><SITEID>0</SITEID></USERAREA>
    </PARTNER>
    <PARTNER>
        <NAME index="1">BuyerA</NAME>
        <ONETIME>0</ONETIME>
        <PARTNRID>21948</PARTNRID>

```

```
<PARTNRTYPE>SOLDTO</PARTNRTYPE>
<CURRENCY>USD</CURRENCY>
<PARTNRIDX>21948</PARTNRIDX>
<CONTACT>
  <NAME index="1">Buyer Buyer</NAME>
  <EMAIL>buyer1005@hotmail.com</EMAIL>
  <FAX index="1"/>
  <TELEPHONE index="1">7032221111 </TELEPHONE>
</CONTACT>
</PARTNER>
<PARTNER>
  <NAME index="1">Two Day</NAME>
  <ONETIME>1</ONETIME>
  <PARTNRID/>
  <PARTNRTYPE>CARRIER</PARTNRTYPE>
  <PARTNRIDX/>
</PARTNER>
<PARTNER>
  <NAME index="1">My Office</NAME>
  <ONETIME>0</ONETIME>
  <PARTNRID>21725</PARTNRID>
  <PARTNRTYPE>BILLTO</PARTNRTYPE>
  <PARTNRIDX>21725</PARTNRIDX>
  <ADDRESS>
    <ADDRLINE index="1">196 Van Buren Street</ADDRLINE>
    <ADDRLINE index="2"/>
    <ADDRLINE index="3"/>
    <ADDRLINE index="4"/>
    <CITY>Herndon</CITY>
    <COUNTRY>US</COUNTRY>
    <POSTALCODE>20170</POSTALCODE>
    <STATEPROVN>VA</STATEPROVN>
  </ADDRESS>
</PARTNER>
<POTERM>
  <DESCRIPTN>Immediate</DESCRIPTN>
  <TERMID>IM</TERMID>
  <DAYSNUM/>
  <QUANTITY qualifier="PERCENT">
    <VALUE/>
    <NUMOFDEC/>
    <SIGN/>
    <UOM/>
  </QUANTITY>
</POTERM>
```

```

</POHEADER>
<POLINE>
  <DATETIME qualifier="NEEDELV">
    <YEAR>2002</YEAR>
    <MONTH>11</MONTH>
    <DAY>19</DAY>
    <HOUR>23</HOUR>
    <MINUTE>59</MINUTE>
    <SECOND>03</SECOND>
    <SUBSECOND>0000</SUBSECOND>
    <TIMEZONE>-0700</TIMEZONE>
  </DATETIME>
  <OPERAMT qualifier="UNIT" type="T">
    <VALUE>30</VALUE>
    <NUMOFDEC>0</NUMOFDEC>
    <SIGN>+</SIGN>
    <CURRENCY>USD</CURRENCY>
    <UOMVALUE>1</UOMVALUE>
    <UOMNUMDEC>0</UOMNUMDEC>
    <UOM/>
  </OPERAMT>
  <QUANTITY qualifier="ORDERED">
    <VALUE>5</VALUE>
    <NUMOFDEC>0</NUMOFDEC>
    <SIGN>+</SIGN>
    <UOM>EA</UOM>
  </QUANTITY>
  <POLINENUM>8</POLINENUM>
  <COMMODITY index="1">100984</COMMODITY>
  <CONTRACTB>0</CONTRACTB>
  <CONTRACTS/>
  <DELIVERTO/>
  <HAZRDMATL/>
  <ITEM/>
  <ITEMX>1006</ITEMX>
  <NOTES>changed location</NOTES>
  <PACKING/>
  <REQUESTER/>
  <REQUISTNID>0</REQUISTNID>
  <SITELEVEL index="1">7469</SITELEVEL>
  <USERAREA><REQLINENUM>0</REQLINENUM><MFRNAME>ACME
  LTD</MFRNAME><MFRNUM/><UNNUM/><COUNTRYORG/><DATETIME
  qualifier="PROMSHIP"><YEAR>2002</YEAR><MONTH>10</MONTH><DAY>28</DAY><HOUR>15</HO
  UR><MINUTE>15</MINUTE><SECOND>40</SECOND><SUBSECOND>0000</SUBSECOND><TIMEZONE>-0
  700</TIMEZONE></DATETIME><DATETIME

```

```

qualifier="NEEDELV"><YEAR>2002</YEAR><MONTH>11</MONTH><DAY>19</DAY><HOUR>23</HO
UR><MINUTE>59</MINUTE><SECOND>03</SECOND><SUBSECOND>0000</SUBSECOND><TIMEZONE>-0
700</TIMEZONE></DATETIME><MAILSTOP/><QUANTITY
qualifier="WEIGHT"><VALUE/><NUMOFDEC/><SIGN/><UOM/></QUANTITY><QUANTITY
qualifier="VOLUME"><VALUE/><NUMOFDEC/><SIGN/><UOM/></QUANTITY><CONTAINERFLAG/><L
INENUMBER/><ERPREFPROJECTINFO><ERPREFPROJECT><ERPREFPROJECTNUM/></ERPREFPROJECT>
<ERPREFTASK><ERPREFTASKNUM/></ERPREFTASK></ERPREFPROJECTINFO><FREEZEFLAG/>
<LINESTATUS>REJ</LINESTATUS><DISPOSEDBY>SARA</DISPOSEDBY><DISPREASON>BBL</DISPRE
ASON>
<DATETIME
qualifier="IMPL"><YEAR>2001</YEAR><MONTH>10</MONTH><DAY>28</DAY><HOUR>16</HOUR>
<MINUTE>14</MINUTE><SECOND>33</SECOND><SUBSECOND>0000</SUBSECOND><TIMEZONE>-0700
</TIMEZONE>
</DATETIME></USERAREA>
  <CHARGE>
    <OPERAMT qualifier="EXTENDED" type="T">
      <VALUE/>
      <NUMOFDEC/>
      <SIGN/>
      <CURRENCY/>
      <UOMVALUE/>
      <UOMNUMDEC/>
      <UOM/>
    </OPERAMT>
    <CHARGEID>8</CHARGEID>
  </CHARGE>
  <PARTNER>
    <NAME index="1">My Office</NAME>
    <ONETIME>0</ONETIME>
    <PARTNRID>21725</PARTNRID>
    <PARTNRTYPE>SHIPTO</PARTNRTYPE>
    <PARTNRIDX>21725</PARTNRIDX>
    <ADDRESS>
      <ADDRLINE index="1">196 Van Buren Street</ADDRLINE>
      <ADDRLINE index="2"/>
      <ADDRLINE index="3"/>
      <ADDRLINE index="4"/>
      <ADDRTYPE/>
      <CITY>Herndon</CITY>
      <COUNTRY>US</COUNTRY>
      <COUNTY/>
      <POSTALCODE>20170</POSTALCODE>
      <STATEPROVN/>
    </ADDRESS>
  </PARTNER>

```

```
</POLINE>  
</CHANGE_PO>  
</DATAAREA>  
</CHANGE_PO_002>
```

Data Mapping

The following table lists the tags in the Change PO Outbound or Change SO Outbound (CHANGE_PO_002) document that are mapped to your own values if you entered data mappings on the **Data Mapping** page on the Exchange (when you click the "Company Admin" link, then the Application Setup tab).

Table 2–6 Mapped Tags in Outbound CHANGE_PO_002

Tag in XML Document	Definition in Data Mapping Page
COUNTRY (used in ADDRESS tag)	Country Code
CURRENCY	Currency
TERMID (used in FTTERM tag)	Freight Terms
TERMID (used in FOB tag)	FOB Code
UOM	Unit of Measurement
PARTNRIDX	Trading Partner ID

Cancel PO Inbound

The Cancel PO Inbound transaction is OAGI-compliant, using the OAGI DTD called CANCEL_PO_003.

Please review the description of Cancel PO Inbound in [List of Transactions](#) on page 1-3 to see the circumstances in which buyers and suppliers can or cannot cancel orders.

Exchange Compliance Requirements

The CANCEL_PO_003 transaction must reference an existing order on the Exchange—an order created online on the Exchange or created by the Purchase Order Inbound (ADD_PO_003) transaction.

The Exchange cancels any POLINE elements you include in the CANCEL_PO_003 document. If you do not include any POLINE elements in the CANCEL_PO_003 document, the Exchange cancels the entire order.

The tags described below are those that the Exchange processes for inbound cancellations. Any other tags that you include in CANCEL_PO_003 are discarded by the Exchange and not passed on to the partner. Complete information about the CANCEL_PO_003 document is available at the OAGI Web site at <http://www.openapplications.org>, OAGI Release 6.1.

The Required or Optional indicators below refer to whether the tag is required by the DTD or by the Exchange. Inbound cancellations are validated against the DTD. The Exchange also performs additional validations. These are marked as "validated by the Exchange" below.

Note: [Data Mapping](#) on page 2-119 shows additional tags that are mapped and validated, if included. Be sure that these tags, if provided, also contain valid or mapped codes.

CNTROLAREA (Required)

The CNTROLAREA consists of the following tags:

BSR (Required) The tags and values in the BSR element must be as follows: VERB must be CANCEL, NOUN must be PO, and REVISION must be 003.

SENDER (Required) The SENDER area consists of the following tags:

- LOGICALID (Required)
Server or application from which the document originated.
- COMPONENT (Required)
Business application component issuing the document.
- TASK (Required)
Action, such as PO CANCEL.
- REFERENCEID (Required)
Unique ID generated by your system for the transaction, or any other value.
- CONFIRMATION (Required)
The OAGI uses this tag to tell the system whether to send confirmation that the XML document was received. (In the OAGI standards, 1 means to send confirmation only if an error occurred; 2 means to always send confirmation; 0

means to send no confirmation.) You must enter a value, but the Exchange does not use it for inbound cancellations.

- **LANGUAGE (Required)**
Exchange language code in which the text fields are transmitted.
- **CODEPAGE (Required)**
OAGI-required CODEPAGE indicator.
- **AUTHID (Required, validated by the Exchange)**
Sending company's Trading Partner ID as given in the Trading Partner Directory. It must be a valid Trading Partner ID and cannot be null.
- **DATETIME(CREATION) (Required)**
Date the XML document was created, following the OAGI date format, which includes separate tags for the year, month, day, hour, minute, second, subsecond, and time zone. It can be a past date.

DATAAREA

The XML data is contained in the DATAAREA tag.

CANCEL_PO

The purchase order header (POHEADER) and line (POLINE) information is contained in the CANCEL_PO area.

POHEADER (Required)

The POHEADER area consists of the following header tags:

DATETIME(DOCUMENT) (Optional, validated by the Exchange) Date the purchase order was cancelled, following the OAGI date format, which includes separate tags for the year, month, day, hour, minute, second, subsecond, and time zone. It must be a valid date.

POID (Required, validated by the Exchange when POIDX is not provided) Order being cancelled or whose lines are being cancelled. Suppliers must enter the Exchange-generated order number. Buyers must enter the buyer order number if any. The buyer order number must match an existing buyer order number on the Exchange. If the buyer's order number was never entered on the Exchange in the original order, the buyer must enter the Exchange-generated number.

For buyer cancellations, the Exchange uses either the buyer order number (POID) plus the buying company's Trading Partner ID (BUYERORIGX) or the Exchange-generated order number (POIDX).

SITELEVEL1 (Required) Not used by the Exchange, but required by OAGI (and the DTD). You can enter any value (it cannot be null).

NOTES (Required by the Exchange when cancelling entire order) Notes regarding the cancellation when the entire order is cancelled. Online, the information in this tag corresponds to the Note to Buyer (or Note to Supplier) field. This tag is limited to 2,000 bytes. (In some languages, bytes are equal to characters.)

REQUESTER (Required and validated by the Exchange) Exchange user name of the person requesting the cancellation. The user must be assigned a job function that contains the task Cancel or Request Order Cancellation, and must belong to the same company as the user name specified in the XML transaction's envelope information.

USERAREA (Required by the Exchange) The USERAREA contains tags that the Exchange needs but that may not be available in the OAGI CANCEL_PO DTD. The Exchange allows only the USERAREA tags listed below. If you use any other tags, the Exchange discards them and does not pass them on to the partner. The Exchange stores and forwards only the USERAREA tags listed here:

- POIDX (Optional, validated by the Exchange)
Exchange-generated order number.
- CANCELINITIATOR (Required and validated by the Exchange)
A value of BUYER to indicate that the change originates from the buyer or SUPPLIER to indicate that the change originates from the supplier.
- BUYERORGIDX (Required and validated by the Exchange for buyer cancellations)
Trading Partner ID for the buyer (as given in the Trading Partner Directory on the Exchange) or a mapped Trading Partner ID. It must be a valid Trading Partner ID and cannot be null.

POLINE (Optional)

The POLINE element consists of the following line tag:

POLINENUM (Required if providing a POLINE, validated by the Exchange) Order line number being cancelled. It must be a number greater than zero (0) and must reference an existing line number on the order on the Exchange. The information in this tag is displayed in the Line field on the order line on the Exchange.

NOTES (Required if providing a POLINE) A reason for the cancellation. The information in this tag is displayed in the Reason field for the cancelled order line on the Exchange. This tag is limited to 2,000 bytes. (In some languages, bytes are equal to characters.)

Example XML

In the following example, the buyer has cancelled line 4 of the order, using Cancel PO Inbound:

```
<?xml version = '1.0' encoding = 'UTF-8' standalone = 'no'?>
<CANCEL_PO_003>
  <CNTROLAREA>
    <BSR>
      <VERB value="CANCEL">CANCEL</VERB>
      <NOUN value="PO">PO</NOUN>
      <REVISION value="003">003</REVISION>
    </BSR>
    <SENDER>
      <LOGICALID>Oracle Exchange</LOGICALID>
      <COMPONENT>PURCHASING</COMPONENT>
      <TASK>PO CANCEL</TASK>
      <REFERENCEID>3799</REFERENCEID>
      <CONFIRMATION>1</CONFIRMATION>
      <LANGUAGE>US</LANGUAGE>
      <CODEPAGE>ISO-8859-1</CODEPAGE>
      <AUTHID>21948</AUTHID>
    </SENDER>
    <DATETIME qualifier="CREATION">
      <YEAR>2001</YEAR>
      <MONTH>10</MONTH>
      <DAY>25</DAY>
      <HOUR>14</HOUR>
      <MINUTE>22</MINUTE>
      <SECOND>16</SECOND>
      <SUBSECOND>0000</SUBSECOND>
      <TIMEZONE>-0700</TIMEZONE>
    </DATETIME>
  </CNTROLAREA>
```

```

<DATAAREA>
  <CANCEL_PO>
    <POHEADER>
      <DATETIME qualifier="DOCUMENT">
        <YEAR>2001</YEAR>
        <MONTH>10</MONTH>
        <DAY>25</DAY>
        <HOUR>14</HOUR>
        <MINUTE>22</MINUTE>
        <SECOND>16</SECOND>
        <SUBSECOND>0000</SUBSECOND>
        <TIMEZONE>-0700</TIMEZONE>
      </DATETIME>
      <POID>114635</POID>
      <SITELEVEL index="1">11022</SITELEVEL>
      <NOTES/>
      <REQUESTER>rachellee</REQUESTER>
      <USERAREA>
        <POIDX>114635</POIDX>
        <CANCELINITIATOR>BUYER</CANCELINITIATOR>
        <BUYERORGIDX>21948</BUYERORGIDX>
      </USERAREA>
    </POHEADER>
    <POLINE>
      <POLINENUM>4</POLINENUM>
      <NOTES>Will add to other order</NOTES>
    </POLINE>
  </CANCEL_PO>
</DATAAREA>
</CANCEL_PO_003>

```

In the following example, the supplier has cancelled an entire order using the Cancel PO Inbound transaction:

```

<?xml version = '1.0' encoding = 'UTF-8' standalone = 'no'?>
<CANCEL_PO_003>
  <CNTROLAREA>
    <BSR>
      <VERB value="CANCEL">CANCEL</VERB>
      <NOUN value="PO">PO</NOUN>
      <REVISION value="003">003</REVISION>
    </BSR>
    <SENDER>
      <LOGICALID>Oracle Exchange</LOGICALID>
      <COMPONENT>PURCHASING</COMPONENT>
    </SENDER>
  </CNTROLAREA>
</CANCEL_PO_003>

```

```
<TASK>PO CANCEL</TASK>
<REFERENCEID>3799</REFERENCEID>
<CONFIRMATION>1</CONFIRMATION>
<LANGUAGE>US</LANGUAGE>
<CODEPAGE>ISO-8859-1</CODEPAGE>
<AUTHID>21959</AUTHID>
</SENDER>
<DATETIME qualifier="CREATION">
  <YEAR>2001</YEAR>
  <MONTH>10</MONTH>
  <DAY>09</DAY>
  <HOUR>14</HOUR>
  <MINUTE>22</MINUTE>
  <SECOND>16</SECOND>
  <SUBSECOND>0000</SUBSECOND>
  <TIMEZONE>-0700</TIMEZONE>
</DATETIME>
</CONTROLAREA>
<DATAAREA>
  <CANCEL_PO>
    <POHEADER>
      <DATETIME qualifier="DOCUMENT">
        <YEAR>2001</YEAR>
        <MONTH>10</MONTH>
        <DAY>09</DAY>
        <HOUR>14</HOUR>
        <MINUTE>22</MINUTE>
        <SECOND>16</SECOND>
        <SUBSECOND>0000</SUBSECOND>
        <TIMEZONE>-0700</TIMEZONE>
      </DATETIME>
      <POID>114215</POID>
      <SITELEVEL index="1">11022</SITELEVEL>
      <NOTES>Out of stock until November</NOTES>
      <REQUESTER>supplier1</REQUESTER>
      <USERAREA>
        <CANCELINITIATOR>SUPPLIER</CANCELINITIATOR>
      </USERAREA>
    </POHEADER>
  </CANCEL_PO>
</DATAAREA>
</CANCEL_PO_003>
```

Data Mapping

The following table lists the tags in the CANCEL_PO_003 document that are mapped to your own values if you entered data mappings on the **Data Mapping** page on the Exchange (when you click the "Company Admin" link, then the Application Setup tab).

Table 2–7 Mapped Tags in CANCEL_PO_003

Tag in XML Document	Definition in Data Mapping Page
BUYINGORGIDX	Trading Partner ID

Cancel PO Outbound and Cancel SO Outbound

The Cancel PO Outbound and Cancel SO Outbound transactions are OAGI-compliant. They both use the same OAGI DTD called CANCEL_PO_003.

Exchange Compliance Requirements

The Required or Optional indicators below refer to whether the tag is required by the DTD or always required for orders cancelled on the Exchange.

CNTROLAREA (Required)

The CNTROLAREA consists of the following tags:

BSR (Required) The tags and values in the BSR element are as follows: VERB is CANCEL, NOUN is PO, and REVISION is 003.

SENDER (Required) The SENDER area consists of the following tags:

- LOGICALID (Required)
The value is always Oracle Exchange.
- COMPONENT (Required)
Component issuing the document—always Purchasing.
- TASK (Required)
Action of PO CANCEL.
- REFERENCEID (Required)
Not used.

- **CONFIRMATION (Required)**
The OAGI uses this tag to tell the system whether to send confirmation that the XML document was received. (In the OAGI standards, 1 means to send confirmation only if an error occurred; 2 means to always send confirmation; 0 means to send no confirmation.)
- **LANGUAGE (Required)**
Exchange language code in which the text fields are transmitted.
- **CODEPAGE (Required)**
OAGI-required CODEPAGE indicator. The Exchange places a character set encoding in this tag, but uses the XML encoding (for example, <?xml version = '1.0' encoding = 'UTF-8' standalone = 'no'?>) specified in the document prolog to determine the character set. The system receiving this transaction should also use the XML encoding specified in the XML document prolog.
- **AUTHID (Required)**
Always set to APPS by the Exchange.
- **DATETIME(CREATION) (Required)**
Date the XML document was created, following the OAGI date format, which includes separate tags for the year, month, day, hour, minute, second, subsecond, and time zone.

DATAAREA

The XML data is contained in the DATAAREA tag.

CANCEL_PO

The purchase order header (POHEADER) and line (POLINE) information is contained in the CANCEL_PO area.

POHEADER (Required)

The POHEADER area consists of the following header tags:

POID (Required by the Exchange) Exchange-generated order number. This is the order number being cancelled.

SITELEVEL1 (Required) Internal identifier for the bill-to location.

NOTES (Required by the Exchange when cancelling the entire order) Reason for cancelling an entire order. Online, the information in this tag is displayed in the Note to Buyer (or Note to Supplier) field when cancelling an entire order. This tag is limited to 2,000 bytes. (In some languages, bytes are equal to characters.)

REQUESTER (Required by the Exchange) User name of the person requesting the cancellation, when cancelling the entire order.

USERAREA (Required by the Exchange) The USERAREA contains tags that the Exchange needs but that may not be available in the OAGI CANCEL_PO DTD. The Exchange provides only the following USERAREA tags:

- **POIDX (Optional)**
Buyer's order number, used only in the Cancel PO Outbound transaction.
- **DISPOSEDBY (Required by the Exchange)**
User name of the person who responded to the cancellation, when the entire order was cancelled.
- **DISPREASON (Required by the Exchange)**
Reason for the partner's approving the cancellation, when the entire order was cancelled. Online, the information in this tag corresponds to the Note to Buyer (or Note to Supplier) field when responding to a cancellation. This tag is limited to 2,000 bytes. (In some languages, bytes are equal to characters.)
- **DATETIME(IMPL) (Required by the Exchange)**
Date the cancellation was responded to, following the OAGI date format, which includes separate tags for the year, month, day, hour, minute, second, subsecond, and time zone.

POLINE (Optional)

The POLINE element consists of the following tags:

POLINENUM (Required) Order line number being cancelled. The information in this tag is displayed in the Line field on the order line on the Exchange.

NOTES (Required by the Exchange) Reason for cancelling the line. Online, the information in this tag is displayed in the Reason field when cancelling an order line. This tag is limited to 2,000 bytes. (In some languages, bytes are equal to characters.)

REQUESTER (Required by the Exchange) User name of the person requesting the cancellation.

USERAREA (Required by the Exchange) The USERAREA contains tags that the Exchange needs but that may not be available in the OAGI CANCEL_PO DTD. The Exchange provides only the following USERAREA tags:

- **DISPOSEDBY (Optional)**
User name of the person who approved the cancellation.
- **DISPREASON (Optional)**
Reason for the partner's approving the cancellation. Online, the information in this tag corresponds to the Reason field when responding to a cancellation. This tag is limited to 2,000 bytes. (In some languages, bytes are equal to characters.)
- **DATETIME(IMPL) (Optional)**
Date the cancellation was approved, following the OAGI date format, which includes separate tags for the year, month, day, hour, minute, second, subsecond, and time zone.

Example XML

In the following example, the supplier receives the following Cancel SO Outbound transaction from the Exchange after approving the buyer's cancellation to line 2 of the order:

```
<?xml version = '1.0' encoding = 'UTF-8' standalone = 'no'?>
<!-- Oracle eXtensible Markup Language Gateway Server -->
<!DOCTYPE CANCEL_PO_003 SYSTEM "058_cancel_po_003.dtd">
<CANCEL_PO_003>
  <CNTROLAREA>
    <BSR>
      <VERB value="CANCEL">CANCEL</VERB>
      <NOUN value="PO">PO</NOUN>
      <REVISION value="003">003</REVISION>
    </BSR>
    <SENDER>
      <LOGICALID>Oracle Exchange</LOGICALID>
      <COMPONENT>PURCHASING</COMPONENT>
      <TASK>POCANCEL</TASK>
      <REFERENCEID>1</REFERENCEID>
      <CONFIRMATION>0</CONFIRMATION>
      <LANGUAGE>US</LANGUAGE>
    </SENDER>
  </CNTROLAREA>
</CANCEL_PO_003>
```



```

        <CODEPAGE>UTF8</CODEPAGE>
        <AUTHID>APPS</AUTHID>
    </SENDER>
    <DATETIME qualifier="CREATION">
        <YEAR>2002</YEAR>
        <MONTH>07</MONTH>
        <DAY>26</DAY>
        <HOUR>17</HOUR>
        <MINUTE>30</MINUTE>
        <SECOND>06</SECOND>
        <SUBSECOND>0000</SUBSECOND>
        <TIMEZONE>-0700</TIMEZONE>
    </DATETIME>
</CNTROLAREA>
<DATAAREA>
    <CANCEL_PO>
        <POHEADER>
            <POID>117853</POID>
            <SITELEVEL index="1">7469</SITELEVEL>
            <NOTES/>
            <REQUESTER/>
            <USERAREA><POIDX/><DISPOSEDBY/><DISPREASON/><DATETIME
qualifier="IMPL"><YEAR/><MONTH/><DAY/><HOUR/><MINUTE/><SECOND/><SUBSECOND/><TIME
ZONE/></DATETIME></USERAREA>
            </POHEADER>
            <POLINE>
                <POLINENUM>2</POLINENUM>
                <NOTES>cancel line 2</NOTES>
                <REQUESTER>ELVIS</REQUESTER>
            <USERAREA><DISPOSEDBY>STAPLE</DISPOSEDBY><DISPREASON>accept</DISPREASON>
            <DATETIME qualifier="IMPL"><YEAR>2002</YEAR><MONTH>07</MONTH><DAY>26</DAY>
            <HOUR>17</HOUR><MINUTE>30</MINUTE><SECOND>02</SECOND><SUBSECOND>0000</SUBSECOND>
            <TIMEZONE>-0700</TIMEZONE></DATETIME></USERAREA>
            </POLINE>
        </CANCEL_PO>
    </DATAAREA>
</CANCEL_PO_003>

```

In the following example, the buyer receives the following Cancel PO Outbound transactions after approving the supplier's cancellation of the order:

```

<?xml version = '1.0' encoding = 'UTF-8' standalone = 'no'?>
<CANCEL_PO_003>
    <CNTROLAREA>
        <BSR>

```

```

        <VERB value="CANCEL">CANCEL</VERB>
        <NOUN value="PO">PO</NOUN>
        <REVISION value="003">003</REVISION>
    </BSR>
    <SENDER>
        <LOGICALID>Oracle Exchange</LOGICALID>
        <COMPONENT>PURCHASING</COMPONENT>
        <TASK>POCANCEL</TASK>
        <REFERENCEID>1</REFERENCEID>
        <CONFIRMATION>0</CONFIRMATION>
        <LANGUAGE>US</LANGUAGE>
        <CODEPAGE>UTF8</CODEPAGE>
        <AUTHID>APPS</AUTHID>
    </SENDER>
    <DATETIME qualifier="CREATION">
        <YEAR>2001</YEAR>
        <MONTH>10</MONTH>
        <DAY>25</DAY>
        <HOUR>16</HOUR>
        <MINUTE>16</MINUTE>
        <SECOND>15</SECOND>
        <SUBSECOND>0000</SUBSECOND>
        <TIMEZONE>-0700</TIMEZONE>
    </DATETIME>
</CNTROLAREA>
<DATAAREA>
    <CANCEL_PO>
        <POHEADER>
            <POID>114632</POID>
            <SITELEVEL index="1">21840</SITELEVEL>
            <NOTES>Out of stock</NOTES>
            <REQUESTER>bpeirson</REQUESTER>
            <USERAREA><DISPOSEDBY>lrichar</DISPOSEDBY><DISPREASON>cancellation
approved</DISPREASON>
        <DATETIME qualifier="IMPL"><YEAR>2001</YEAR><MONTH>10</MONTH><DAY>25</DAY>
        <HOUR>16</HOUR><MINUTE>14</MINUTE><SECOND>56</SECOND><SUBSECOND>0000</SUBSECOND>
        <TIMEZONE>-0700</TIMEZONE><POIDX/></USERAREA>
    </POHEADER>
    </CANCEL_PO>
</DATAAREA>
</CANCEL_PO_003>

```

Data Mapping

No data mapping is performed.

PO Acknowledgment Inbound and Outbound

The PO Acknowledgment Inbound and Outbound transactions are OAGI-compliant, using the OAGI DTD called ACKNOWLEDGE_PO_003.

Exchange Compliance Requirements

The Exchange validates the PO Acknowledgment Inbound document against the DTD and validates the POID (purchase order number) in the document to make sure it matches a valid order number on the Exchange.

Note: [Data Mapping](#) on page 2-135 shows additional tags that are mapped and validated, if included. Be sure that these tags, if provided, also contain valid or mapped codes.

The only ACKNOWLEDGE_PO information that displays on the Exchange are the acceptance or rejection of the order (conveyed in the ACKCODE tag) and the notes (conveyed in the NOTES tag). The date of the acknowledgment response comes from the Exchange itself—whatever date the Exchange receives the acknowledgment.

Therefore, only the required tags are described below. When you send an inbound acknowledgment to the Exchange, the required tags described below are required at a minimum. All other information that displays on the Exchange and that is sent from the Exchange is taken from the order itself, not from the inbound acknowledgment XML file. The purpose of the PO Acknowledgment transaction is to process the acknowledgment response (for the appropriate POID), as described in the POORDERHDR, POORDERLIN, and ACKLINE elements described below.

CNTR0LAREA (Required)

The CNTR0LAREA contains the following tags:

BSR (Required) The tags and values in the BSR element must be as follows: VERB must be ACKNOWLEDGE, NOUN must be PO, and REVISION must be 003.

SENDER (Required) The SENDER area contains the following tags:

- **LOGICALID (Required)**

Server or application from which the document originated. The value is always Oracle Exchange for outbound acknowledgments.

- **COMPONENT (Required)**
Business application component issuing the document—always Purchasing for outbound purchase order acknowledgments.
- **TASK (Required)**
Action—always POACKNOWLEDGE for outbound purchase order acknowledgments.
- **REFERENCEID (Required)**
Not used.
- **CONFIRMATION (Required)**
The OAGI uses this tag to tell the system whether to send confirmation that the XML document was received. (In the OAGI standards, 1 means to send confirmation only if an error occurred; 2 means to always send confirmation; 0 means to send no confirmation.) For inbound acknowledgments, you must enter a value, but the Exchange does not use it.
- **LANGUAGE (Required)**
Exchange language code in which the text fields are transmitted.
- **CODEPAGE (Required)**
OAGI-required CODEPAGE indicator. For outbound acknowledgments, the Exchange places a character set encoding in this tag, but uses the XML encoding (for example, `<?xml version = '1.0' encoding = 'UTF-8' standalone = 'no'??>`) specified in the document prolog to determine the character set. The system receiving this transaction should also use the XML encoding specified in the XML document prolog.
- **AUTHID (Required)**
Always set to APPS by the Exchange for outbound acknowledgments. For inbound acknowledgments, you must use the supplier's Trading Partner ID as given by the Exchange in the Trading Partner Directory.

DATETIME(CREATION) (Required) Date the XML document was created, expressed using separate tags for the year, month, day, hour, minute, second, subsecond, and time zone.

DATAAREA

The XML data is contained in the DATAAREA tag.

ACKNOWLEDGE_PO

The purchase order header (POORDERHDR) and line (POORDERLIN) information is contained in the ACKNOWLEDGE_PO area.

POORDERHDR (Required)

The POORDERHDR area includes the following required purchase order header tags (including the acknowledgment header):

POID (Required, validated by the Exchange) Order number used on the Exchange. It must be a valid order number used on the Exchange.

POTYPE (Required) Always Standard. (For inbound acknowledgments, you must enter a value, but the Exchange does not use it.)

USERAREA The USERAREA contains the following tag:

- **PARTIALACK (Optional)**

This tag is used only when the acknowledgment is for a rejected change or cancellation. For changes or cancellations made to multiple lines via an inbound XML transaction, the Exchange sends the acknowledgment immediately if any change or cancellation was rejected. If one or more changed or cancelled lines are rejected while others are still pending a response, PARTIALACK is Y (for Yes). Otherwise, PARTIALACK is always N (for No). For example, a supplier sends Cancel PO Inbound to request cancellation of lines 1 and 2 of an order. The buyer rejects the line 1 cancellation without responding to line 2. PARTIALACK is Y in the resulting outbound acknowledgment. If the buyer responds to both cancelled lines, PARTIALACK is N in the outbound acknowledgment.

ACKHEADER (Required) The ACKHEADER area contains the following tags:

- **SENDER (Required)**

SENDER information required by the OAGI. (See descriptions of SENDER tags above, earlier in this section.)

- **ACKCODE (Required)**

Required by OAGI, but not used by the Exchange; instead check the ACKCODE in the ACKLINE element for the acceptance or rejection of each line.

- **DESCRIPTN (Optional)**

Order description.

- NOTES (Optional)

Not used by the Exchange. Refer to the line-level NOTES.

POORDERLIN (Optional)

The POORDERLIN area includes the following purchase order line tags, which are required if you provide a POORDERLIN:

QUANTITY(ORDERED) (Required if providing POORDERLIN information) Item quantity, expressed using the OAGI-required tags VALUE, NUMOFDEC, SIGN, and UOM.

POLINENUM (Required if providing POORDERLIN information) Order line number.

DESCRIPTN (The DTD requires one of the following: a DESCRIPTN, ITEM, ITEMX, or UPC)
Item description.

ITEM (The DTD requires one of the following: a DESCRIPTN, ITEM, ITEMX, or UPC) Not used by the Exchange.

ITEMX (The DTD requires one of the following: a DESCRIPTN, ITEM, ITEMX, or UPC)
Supplier's item number.

USERAREA (Required) In outbound acknowledgments, the USERAREA contains one tag, ACKBY, which contains the user name of the person who acknowledged the order. In inbound acknowledgments, the USERAREA should contain the tag REQUESTER, which should contain the user name of the person who is acknowledging the order.

ACKLINE (Required for each POORDERLIN sent) Acknowledgment status for the line, using the following tags:

- ACKCODE (Required if providing ACKLINE)

Indicator of whether the line has been accepted or rejected—0 means accepted, 2 means rejected.

- NOTES (Required by the Exchange if providing ACKLINE)

Reason for accepting or rejecting the line. The information in this tag corresponds to the Reason field when accepting or rejecting an order line. This tag is limited to 2,000 bytes. (In some languages, bytes are equal to characters.)

Example XML

The following is an example PO Acknowledgment Outbound transaction:

```
<?xml version = '1.0' encoding = 'UTF-8' standalone = 'no'?>
<!-- Oracle eXtensible Markup Language Gateway Server -->
<!DOCTYPE ACKNOWLEDGE_PO_003 SYSTEM "004_acknowledge_po_003.dtd">
<ACKNOWLEDGE_PO_003>
  <CNTROLAREA>
    <BSR>
      <VERB value="ACKNOWLEDGE">ACKNOWLEDGE</VERB>
      <NOUN value="PO">PO</NOUN>
      <REVISION value="003">003</REVISION>
    </BSR>
    <SENDER>
      <LOGICALID>Oracle Exchange</LOGICALID>
      <COMPONENT>PURCHASING</COMPONENT>
      <TASK>POACKNOWLEDGE</TASK>
      <REFERENCEID>1</REFERENCEID>
      <CONFIRMATION>0</CONFIRMATION>
      <LANGUAGE>US</LANGUAGE>
      <CODEPAGE>UTF8</CODEPAGE>
      <AUTHID>APPS</AUTHID>
    </SENDER>
    <DATETIME qualifier="CREATION">
      <YEAR>2002</YEAR>
      <MONTH>07</MONTH>
      <DAY>26</DAY>
      <HOUR>14</HOUR>
      <MINUTE>28</MINUTE>
      <SECOND>29</SECOND>
      <SUBSECOND>0000</SUBSECOND>
      <TIMEZONE>-0700</TIMEZONE>
    </DATETIME>
  </CNTROLAREA>
  <DATAAREA>
    <ACKNOWLEDGE_PO>
      <POORDERHDR>
        <POID>117852</POID>
        <POTYPE>Standard</POTYPE>
        <DESCRIPTN>test</DESCRIPTN>
        <NOTES/>
      </POORDERHDR>
    </ACKNOWLEDGE_PO>
  </DATAAREA>
</USERAREA><POIDX/><POSTATUS>Open</POSTATUS><PARTIALACK>N</PARTIALACK></USERAREA>
  <ACKHEADER>
    <SENDER>
```

```

        <LOGICALID>Oracle Exchange</LOGICALID>
        <COMPONENT>PURCHASING</COMPONENT>
        <TASK>POACKNOWLEDGE</TASK>
        <REFERENCEID/>
        <CONFIRMATION>1</CONFIRMATION>
        <LANGUAGE>US</LANGUAGE>
        <CODEPAGE/>
        <AUTHID>APPS</AUTHID>
    </SENDER>
    <ACKCODE>0</ACKCODE>
    <DESCRIPTN>test</DESCRIPTN>
    <NOTES/>
</ACKHEADER>
</POORDERHDR>
<POORDERLIN>
    <QUANTITY qualifier="ORDERED">
        <VALUE>1</VALUE>
        <NUMOFDEC>0</NUMOFDEC>
        <SIGN>+</SIGN>
        <UOM>ST</UOM>
    </QUANTITY>
    <POLINENUM>1</POLINENUM>
    <DESCRIPTN>Write-On&#38;#0153; Tab Divider with 5 Erasable
Non-Laminated Tabs, White</DESCRIPTN>
    <ITEM/>
    <ITEMX>70771</ITEMX>
    <USERAREA><ACKBY>STAPLE</ACKBY></USERAREA>
    <ACKLINE>
        <ACKCODE>0</ACKCODE>
        <NOTES>accept</NOTES>
    </ACKLINE>
</POORDERLIN>
<POORDERLIN>
    <QUANTITY qualifier="ORDERED">
        <VALUE>1</VALUE>
        <NUMOFDEC>0</NUMOFDEC>
        <SIGN>+</SIGN>
        <UOM>BX</UOM>
    </QUANTITY>
    <POLINENUM>2</POLINENUM>
    <DESCRIPTN>Dark Blue Oxford&#38;#0174; Twin-Pocket Portfolio, 25 per
Box</DESCRIPTN>
    <ITEM/>
    <ITEMX>80414</ITEMX>
    <USERAREA><ACKBY>STAPLE</ACKBY></USERAREA>

```



```

    <ACKLINE>
      <ACKCODE>0</ACKCODE>
      <NOTES>accept</NOTES>
    </ACKLINE>
  </POORDERLIN>
</ACKNOWLEDGE_PO>
</DATAAREA>
</ACKNOWLEDGE_PO_003>

```

In the following example PO Acknowledgment Outbound transaction, the buyer cancelled lines 1 and 2 of the order, and the supplier accepted the cancellations; the following acknowledgment is sent to the buyer:

```

<?xml version = '1.0' encoding = 'UTF-8' standalone = 'no'?>
<!-- Oracle eXtensible Markup Language Gateway Server -->
<!DOCTYPE ACKNOWLEDGE_PO_003 SYSTEM "004_acknowledge_po_003.dtd">
<ACKNOWLEDGE_PO_003>
  <CNTROLAREA>
    <BSR>
      <VERB value="ACKNOWLEDGE">ACKNOWLEDGE</VERB>
      <NOUN value="PO">PO</NOUN>
      <REVISION value="003">003</REVISION>
    </BSR>
    <SENDER>
      <LOGICALID>Oracle Exchange</LOGICALID>
      <COMPONENT>PURCHASING</COMPONENT>
      <TASK>POACKNOWLEDGE</TASK>
      <REFERENCEID>1</REFERENCEID>
      <CONFIRMATION>0</CONFIRMATION>
      <LANGUAGE>US</LANGUAGE>
      <CODEPAGE>UTF8</CODEPAGE>
      <AUTHID>APPS</AUTHID>
    </SENDER>
    <DATETIME qualifier="CREATION">
      <YEAR>2001</YEAR>
      <MONTH>10</MONTH>
      <DAY>16</DAY>
      <HOUR>11</HOUR>
      <MINUTE>09</MINUTE>
      <SECOND>44</SECOND>
      <SUBSECOND>0000</SUBSECOND>
      <TIMEZONE>-0700</TIMEZONE>
    </DATETIME>
  </CNTROLAREA>
</DATAAREA>

```

```

<ACKNOWLEDGE_PO>
  <POORDERHDR>
    <POID>114311</POID>
    <POTYPE>Standard</POTYPE>
    <DESCRIPTN>TXN_011_05</DESCRIPTN>
    <NOTES/>
    <USERAREA><POIDX/><POSTATUS>Open</POSTATUS>
<PARTIALACK>N</PARTIALACK></USERAREA>
  <ACKHEADER>
    <SENDER>
      <LOGICALID>Oracle Exchange</LOGICALID>
      <COMPONENT>PURCHASING</COMPONENT>
      <TASK>POACKNOWLEDGE</TASK>
      <REFERENCEID/>
      <CONFIRMATION>1</CONFIRMATION>
      <LANGUAGE>US</LANGUAGE>
      <CODEPAGE/>
      <AUTHID>APPS</AUTHID>
    </SENDER>
    <ACKCODE>0</ACKCODE>
    <DESCRIPTN>TXN_011_05</DESCRIPTN>
    <NOTES/>
  </ACKHEADER>
</POORDERHDR>
<POORDERLIN>
  <QUANTITY qualifier="ORDERED">
    <VALUE>1</VALUE>
    <NUMOFDEC>0</NUMOFDEC>
    <SIGN>+</SIGN>
    <UOM>EA</UOM>
  </QUANTITY>
  <POLINENUM>1</POLINENUM>
  <DESCRIPTN>Note book (100,000 sheets)</DESCRIPTN>
  <ITEM/>
  <ITEMX>ELVIS001.0.0.1</ITEMX>
  <USERAREA><ACKBY>ELVIS</ACKBY></USERAREA>
  <ACKLINE>
    <ACKCODE>0</ACKCODE>
    <NOTES>looks good to me</NOTES>
  </ACKLINE>
</POORDERLIN>
<POORDERLIN>
  <QUANTITY qualifier="ORDERED">
    <VALUE>1</VALUE>
    <NUMOFDEC>0</NUMOFDEC>

```

```

        <SIGN>+</SIGN>
        <UOM>EA</UOM>
    </QUANTITY>
    <POLINENUM>2</POLINENUM>
    <DESCRIPTN>Note book (150,000 sheets)</DESCRIPTN>
    <ITEM/>
    <ITEMX>ELVIS002.0.0.1</ITEMX>
<USERAREA><ACKBY>ELVIS</ACKBY></USERAREA>
    <ACKLINE>
        <ACKCODE>0</ACKCODE>
        <NOTES>looks good to me</NOTES>
    </ACKLINE>
</POORDERLIN>
</ACKNOWLEDGE_PO>
</DATAAREA>
</ACKNOWLEDGE_PO_003>

```

The following is a PO Acknowledgment Inbound transaction:

```

<?xml version = '1.0' encoding = 'UTF-8' standalone = 'no'?>
<ACKNOWLEDGE_PO_003>
    <CNTROLAREA>
        <BSR>
            <VERB value="ACKNOWLEDGE">ACKNOWLEDGE</VERB>
            <NOUN value="PO">PO</NOUN>
            <REVISION value="003">003</REVISION>
        </BSR>
        <SENDER>
            <LOGICALID>Oracle Exchange</LOGICALID>
            <COMPONENT>PURCHASING</COMPONENT>
            <TASK>POACKNOWLEDGE</TASK>
            <REFERENCEID>1</REFERENCEID>
            <CONFIRMATION>1</CONFIRMATION>
            <LANGUAGE>US</LANGUAGE>
            <CODEPAGE>ISO-8859-1</CODEPAGE>
            <AUTHID>9649</AUTHID>
        </SENDER>
        <DATETIME qualifier="CREATION">
            <YEAR>2001</YEAR>
            <MONTH>07</MONTH>
            <DAY>24</DAY>
            <HOUR>12</HOUR>
            <MINUTE>08</MINUTE>
            <SECOND>56</SECOND>
            <SUBSECOND>0000</SUBSECOND>
        </DATETIME>
    </CNTROLAREA>
</ACKNOWLEDGE_PO_003>

```

```

        <TIMEZONE>-0700</TIMEZONE>
    </DATETIME>
</CNTROLAREA>
<DATAAREA>
    <ACKNOWLEDGE_PO>
        <POORDERHDR>
            <POID>117185</POID>
            <POTYPE>Standard</POTYPE>
            <ACKHEADER>
                <SENDER>
                    <LOGICALID>Oracle Exchange</LOGICALID>
                    <COMPONENT>PURCHASING</COMPONENT>
                    <TASK>POACKNOWLEDGE</TASK>
                    <REFERENCEID/>
                    <CONFIRMATION>1</CONFIRMATION>
                    <LANGUAGE>US</LANGUAGE>
                    <CODEPAGE/>
                    <AUTHID>9649</AUTHID>
                </SENDER>
                <ACKCODE>0</ACKCODE>
                <DESCRIPTN>TEST ORDER</DESCRIPTN>
                <NOTES>Acceptance notes at the header</NOTES>
            </ACKHEADER>
        </POORDERHDR>
        <POORDERLIN>
            <QUANTITY qualifier="ORDERED">
                <VALUE>100</VALUE>
                <NUMOFDEC>0</NUMOFDEC>
                <SIGN>+</SIGN>
                <UOM>EA</UOM>
            </QUANTITY>
            <POLINENUM>1</POLINENUM>
            <DESCRIPTN>Acknowledge</DESCRIPTN>
            <USERAREA>
                <REQUESTER>sdelvis</REQUESTER>
            </USERAREA>
            <ACKLINE>
                <ACKCODE>0</ACKCODE>
                <NOTES>Acceptance notes at the line level </NOTES>
            </ACKLINE>
        </POORDERLIN>
    </ACKNOWLEDGE_PO>
</DATAAREA>
</ACKNOWLEDGE_PO_003>

```

Data Mapping

The following table lists the tags in the PO Acknowledgment documents that are mapped to your own values if you entered data mappings on the **Data Mapping** page on the Exchange (when you click the "Company Admin" link, then the Application Setup tab).

Table 2–8 Mapped Tags in PO Acknowledgment Document

Tag in XML Document	Definition in Data Mapping Page
COUNTRY (used in ADDRESS tag)	Country Code
CURRENCY	Currency
PARTNRID when PARTNRTYPE is "Carrier"	Freight Carrier Code
TERMID (used in FTTERM tag)	Freight Terms
TERMID (used in FOB tag)	FOB Code
UOM	Unit of Measurement
PARTNRIDX	Trading Partner ID
TERMID (used in POTERMS tag)	Payment Terms

Pass-Through Transaction Details

This chapter provides detailed descriptions of the following Exchange XML documents:

- [Advance Ship Notice Inbound and Outbound](#) on page 3-1
- [Invoice Inbound and Outbound \(LOAD_INVOICE_001\)](#) on page 3-15
- [Purchase Order Inbound and Sales Order Outbound \(PROCESS_PO_007\)](#) on page 3-53
- [Change PO Inbound and Change SO Outbound \(CHANGE_PO_006\)](#) on page 3-54

The OAGI-compliant transactions PROCESS_PO_007 and CHANGE_PO_006 correspond to Open Applications Group, Inc. (OAGI) Release 7.2.1. Please refer to the OAGI Release 7.2.1 documentation at <http://www.openapplications.org> if you want more information about OAGI XML documents and standards.

Advance Ship Notice Inbound and Outbound

The ASN specification described by the DTDs and by the information in this section is not officially OAGI-compliant.

Exchange Compliance Requirements

The Exchange acts as a document mapping and routing hub for inbound and outbound ASNs. Therefore, there are currently no Exchange data dependencies other than data mapping. The Exchange validates incoming XML ASNs against the DTDs.

Note: [Data Mapping](#) on page 3-15 shows additional tags that, if included, the Exchange maps and validates before forwarding the ASN to the buyer. Be sure that these tags, if provided, also contain valid or mapped codes.

The Required or Optional indicators below refer to whether the tag is required by the DTD.

CNTROLAREA (Required)

The CNTROLAREA contains the following tags:

BSR (Required) The tags and values in the BSR element must be as follows: VERB(SHOW) must be SHOW, NOUN(DELIVERY) must be DELIVERY, and REVISION(007) must be 007.

SENDER (Required) The SENDER area contains the following tags:

- LOGICALID (Required)
Server or application from which the document originated.
- COMPONENT (Required)
Business application component issuing the document.
- TASK (Required)
Action, such as ASNI.
- REFERENCEID (Required)
Unique ID for the XML transaction delivery.
- CONFIRMATION (Required)
The OAGI uses this tag to tell the system whether to send confirmation that the XML document was received. (In the OAGI standards, 1 means to send confirmation only if an error occurred; 2 means to always send confirmation; 0 means to send no confirmation.) You must enter a value, but the Exchange does not use it.
- LANGUAGE (Required)
Exchange language code in which the text fields are transmitted.
- CODEPAGE (Required)

OAGI-required CODEPAGE indicator.

- AUTHID (Required)
Supplier's company Trading Partner ID as given in the Trading Partner Directory.

DATETIME(CREATION) (Required) Date the XML document was created, expressed using separate tags for the year, month, day, hour, minute, second, subsecond, and time zone.

DATAAREA

The XML data is contained in the DATAAREA tag.

SHOW_DELIVERY (Required)

The SHOW_DELIVERY area consists of a DELIVERY and optional SHIPUNIT element.

DELIVERY (Required) Delivery information, consisting of the following tags:

DATETIME(DOCUMENT) (Required) Date the ASN was created, expressed using separate tags for the year, month, day, hour, minute, second, subsecond, and time zone.

DOCUMENTID (Required) Unique ID number for the ASN.

PARTNER (Required) Partner information:

- NAME (Optional)
Name of the partner (supplier, buyer, or carrier name).
- ONETIME (Optional)
Indicator of whether the business partner has been established only for this transaction (0 for "no," 1 for "yes").
- PARTNRID (Required)
Trading Partner ID for the buyer or supplier as given by the Trading Partner Directory on the Exchange.
- PARTNRTYPE (Required)
Any one of the following values:

ShipTo - Delivery location of the customer.

BillTo - Customer location the bill goes to.

SoldTo - Customer who is responsible for ordering the goods or services.

PayFrom - Customer who is responsible for paying for the goods or services.

Supplier - Partner who is responsible for providing the goods or services.

RemitTo - Partner to whom payments are delivered.

Carrier - Partner responsible for delivering the goods or services.

Broker - Partner that facilitates the aggregation and forwarding of orders.

Employee - Employee of an organization.

JV - Joint Venture. Organization in business in one or more projects or endeavors. Partner with whom you have a business association.

ShipFrom - Location where the goods or services delivery originated.

NotifyTo - Partner who should be notified of changes to the order or delivery.

HoldAt - Temporary delivery location for customer pickup, import or export clearance, and so on.

ReturnTo - Location where the customer should return the goods.

MarkFor - Partner(s) or contact(s) to whom the delivery should specifically be made.

Importer - Partner assisting with import customs clearance of the delivery.

Exporter - Partner assisting with export customs clearance of the delivery.

- PARTNRIDX (Optional)

The mapped Trading Partner ID that you use for the buyer or supplier, if you mapped a different ID than the one the Exchange uses in PARTNRID above.

- CONTACT (Optional)

Contact person's information, including at a minimum a NAME, and optionally a CONTACTTYPE (contact type), DESCRIPTN, EMAIL, FAX, NAME, TELEPHONE, or USERAREA (freeform area for your own use, for text or other tags).

- ADDRESS (Optional, but recommended when the PARTNRTYPE is BILLTO or SHIPTO)

Address according to PARTNRTYPE—for example, the buyer’s billing address if the PARTNRTYPE is BILLTO.

SHIPITEM (Required) The SHIPITEM area contains the following line information:

- **ITEM (Required)**
Item number.
- **QUANTITY(ITEM) (Required)**
Quantity being shipped, expressed using VALUE (without decimal indicators or thousand separators), NUMOFDEC, SIGN (+ or -), and UOM. For example, a VALUE of 100 and a NUMOFDEC of 2 is 1. The UOM will be mapped if you provided a mapped value.
- **AMOUNT(EXTENDED)(T) (Optional)**
Total of the item amount, multiplied by the number of items, using VALUE (without decimal indicators or thousand separators), NUMOFDEC, SIGN (+ or -), CURRENCY, and DRCCR (D for debit or C for credit). For example, a VALUE of 100 and a NUMOFDEC of 2 is 1. The currency will be mapped if you provided a mapped value.
- **AMOUNT(ITEM)(T) (Optional)**
Amount (cost, expense, or price) for the item, using VALUE (without decimal indicators or thousand separators), NUMOFDEC, SIGN (+ or -), CURRENCY, and DRCCR (D for debit or C for credit). For example, a VALUE of 100 and a NUMOFDEC of 2 is 1. The currency will be mapped if you provided a mapped value.
- **COUNTRYORG (Optional)**
Country of origin, or manufacture.
- **DISPOSITN (Optional)**
Receipt routing of an item or part, such as consignment or inspection.
- **DOCUMNTREF (Optional)**
Same as DOCUMNTREF describe below, but specific to the item line.
- **EXPORTLIC (Optional)**
Indicator of whether an export license on a good or service is required—0 for no export license required or 1 for export license required.
- **FRGHTCLS (Optional)**

Qualifies goods for purposes of freight cost calculation. Example: National Motor Freight Carriers (NMFC) Class Code.

- FRGHTITEM (Optional)

Item number assigned to the type of goods for the purposes of freight classification and cost calculation.

- HAZRDMATL (Optional)

Hazardous material code or freeform description.

- INVDETAIL (Optional)

Additional inventory item attribute details associated with the item. This inventory detail information is typically not listed on a purchase or sales order being referenced by the item, but derived and summarized from the actual inventory being shipped. INVDETAIL includes the optional tags DESCRIPTN, DISPOSITN, LOTLEVEL, NOTES, QUANTITY(ITEM), SERIALNUM, and USERAREA (a freeform area for your own use, for text or other tags)

- IMPORTLIC (Optional)

Indicator of whether an import license on a good or service is required—0 for no import license required or 1 for import license required

- ITEMDESC (Optional)

Item description.

- ITEMRV (Optional)

Buyer's item revision number if any.

- ITEMRVX (Optional)

Supplier's revision number for the item.

- ITEMX (Optional)

Supplier's item number.

- NOTES (Optional)

Line-level notes.

- OWNRSHPCODE (Optional)

Who or which organization owns the item or part.

- PACKING (Optional)

Secondary packing code used to further identify the package of the product.

- PARTIALSHP (Optional)
Indicator of whether a partial shipment to a customer is allowed—0 for partial shipment not allowed or 1 for partial shipment allowed
- QUANTITY(BACKORDERED) (Optional)
Quantity that is on back order.
- QUANTITY(OPEN) (Optional)
Quantity of the items, products, or resources open to processing. The open quantity may refer to the quantity being budgeted, produced, purchased, received, sold, or used.
- QUANTITY(ORDERED) (Optional)
Quantity ordered.
- QUANTITY(SHIPPED) (Optional)
Quantity shipped.
- SHIPNOTES (Optional)
Shipping instructions or notes.
- SHIPPRIOR (Optional)
Indicator of whether it is permitted to ship a good or service prior to the date it is due—0 for "no" and 1 for "yes."
- UPC (Optional)
Universal Product Code that is assigned to a product.
- USERAREA (Optional)
Free field for your own use, for text or other tags.

SHIPUNIT

The SHOW_DELIVERY component can also contain an optional SHIPUNIT component. The SHIPUNIT component identifies and describes the physical shipping container(s) and internal packaging structure of the delivered goods. The SHIPUNIT structure complements the line-item oriented summary information provided in the DELIVERY's SHIPITEM and INVDETAIL data types with detailed information to accurately describe complex shipping unit assemblies and item

packaging. However, the Exchange does not support mapping for any tags in the SHIPUNIT component.

SHIPPERID (Required) Identifier of the partner who is responsible for packaging inventory goods for shipment.

CARRIER (Optional) Company or organization transporting the goods.

CARRSRVLVL (Optional) Carrier's code or marketing term for specifying a particular type or quality of delivery service to be used for transporting goods. Examples: 2nd Day Air (UPS) or 2nd Day (FedEx).

CHARGE (Optional) Charge information.

- **CHARGEID (Required if providing CHARGE information)**

Way to identify miscellaneous charges, such as ALL CHARGES, BASIC FREIGHT, or TRANSPORT CHARGES.

- **OPERAMT(EXTENDED)(T) (Required if providing CHARGE information)**

If a transportation charge or service has no internal operational cost to the supplier, specify zero (0).

- **DISTRIBUTN (Optional)**

DISTRIBUTN can contain the following optional data: OPERAMT(EXTENDED)(T), BUSNAREA, COSTCENTER, DEPARTMENT, DIVISION, ELEMENT, FUND, GEOGRAPHY, GLENTITYS, GLNOMACCT, PROFITCTR, PROJECT, UNIT, WAREHOUSE, and USERAREA (a freeform area for your own use, for text or other tags).

COUNTRYDST (Optional) Country of destination.

COUNTRYORG (Optional) Country of origin, or manufacture.

DESCRIPTN (Optional) Shipment description.

DISTCENTER (Optional) Distribution code or location that the goods are being shipped from.

DOCKID (Optional) Loading dock identifier (ID).

DOCUMNTREF (Optional) The DOCUMNTREF area includes the following tags:

- **DOCTYPE** (Required if providing DOCUMNTREF)
Type of business document that the ASN references.
- **DOCUMENTID** (Required if providing DOCUMNTREF)
Document number of the business document that the ASN references.
- **PARTNRID** (Required if providing DOCUMNTREF)
Unique ID to identify the owner of the referenced business document.
- **PARTNRTYPE** (Required if providing DOCUMNTREF)
Type of owner of the referenced business document. (See PARTNRTYPE described above, earlier in this section.)
- **DESCRIPTN** (Optional)
Reference document description.
- **DOCUMENTRV** (Optional)
Revision number of the referenced business document.
- **LINENUM** (Optional)
Line number in referenced business document.
- **NOTES** (Optional)
Notes associated with the referenced business document.
- **SCHLINENUM** (Optional)
Line number of a shipping or delivery schedule on a referenced business document.
- **SUBLINENUM** (Optional)
Sub-line number of a line on a referenced business document.
- **USERAREA** (Optional)
Free field for your own use, for text or other tags.

DROPSHIP (Optional) Indicator of whether an organization takes title of the product but does not actually handle, stock, or deliver it—for example, to have one supplier ship directly to another or to have a supplier ship directly to the buyer's customer.

EXPORTLIC (Optional) Header-level indicator of whether an export license on a good or service is required—0 for no export license required or 1 for export license required.

FRGHTCLS (Optional) Header-level qualifier of goods for purposes of freight cost calculation. Example: National Motor Freight Carriers (NMFC) Class Code.

FRGHTTERMS (Optional) Freight terms. The freight terms will be mapped if you provided a mapped value.

HAZRDMATL (Optional) Header-level hazardous material code or freeform description.

HDRSTATUS (Optional) Current status of the ASN. This ASN may be any of several documents generated that pertain to an item. Values for this field are:

Open: The document is open to receiving.

Closed: The document has completed normally. It is no longer available to receiving.

Blocked: The document is not open to receiving.

Cancelled: The document has completed abnormally or has been deleted. The document is no longer open to receiving.

Hold: The document is temporarily closed to receiving and other processing.

IMPORTLIC (Optional) Header-level indicator of whether an import license on a good or service is required—0 for no import license required or 1 for import license required.

LOADPOINT (Optional) Location of where the shipped goods are to be loaded.

NOTES (Optional) Header-level notes.

PARTIALSHP (Optional) Header-level indicator of whether a partial shipment to a customer is allowed—0 for partial shipment not allowed or 1 for partial shipment allowed

PRIORITY (Optional) Priority of the order.

ROUTEID (Optional) Identifier for the physical route the shipped material is taking.

SHIPNOTES (Optional) Shipping instructions or notes.

SHIPPOINT (Optional) Location where the goods are to be shipped.

SHIPPRIOR (Optional) Header-level indicator of whether it is permitted to ship a good or service prior to the date it is due—0 for "no" and 1 for "yes."

SHIPSRVLVL (Optional) Generic code that specifies a particular type or quality of carrier delivery service to be used for transporting goods. A generic service level code is often established by shippers to consolidate various equivalent, but differently named, carrier service levels for comparison when "rate shopping" for the lowest cost transportation provider.

SPECIALHND (Optional) Any special, physical handling needs that the freight might have, such as the need for a lift gate.

STAGEPOINT (Optional) Location where the goods are to be placed prior to loading for shipment.

TRANSMETHD (Optional) General type of carrier transportation used to deliver the goods, such as air, rail, or ocean.

TRANSTERMS (Optional) Contractual code used to describe the point where delivery occurs (goods ownership is transferred) in a contract of sale. It identifies the rights and obligations of each partner (supplier, carrier, and customer) in the transaction and may specify the requirements to assume ownership (that is, paying for the cost of the goods or transportation). Examples include FCA, for "Free Carrier" (named place), FAS for "Free Along Ship" (named port of shipment), or FOB for "Free On Board" (named port of shipment).

WAREHOUSE (Optional) Storage facility for inventory.

USERAREA (Optional) Free field for your own use, for text or other tags.

Example XML

The following is an example Advance Ship Notice transaction:

```
<?xml version="1.0"?>
<!DOCTYPE SHOW_DELIVERY_007 SYSTEM "900_show_delivery_007.dtd">
<!--Generated by XML Authority.-->
<SHOW_DELIVERY_007>
```

```

<CNTROLAREA>
  <BSR>
    <VERB value = "SHOW">SHOW</VERB>
    <NOUN value = "DELIVERY">DELIVERY</NOUN>
    <REVISION value = "007">007</REVISION>
  </BSR>
  <SENDER>
    <LOGICALID>Oracle Exchange</LOGICALID>
    <COMPONENT>Purchasing</COMPONENT>
    <TASK>ASNI</TASK>
    <REFERENCEID>1099</REFERENCEID>
    <CONFIRMATION>1</CONFIRMATION>
    <LANGUAGE>US</LANGUAGE>
    <CODEPAGE>ISO-8859-1</CODEPAGE>
    <AUTHID>4291</AUTHID>
  </SENDER>
  <DATETIME qualifier = "CREATION">
    <YEAR>2000</YEAR>
    <MONTH>06</MONTH>
    <DAY>15</DAY>
    <HOUR>10</HOUR>
    <MINUTE>20</MINUTE>
    <SECOND>20</SECOND>
    <SUBSECOND>0000</SUBSECOND>
    <TIMEZONE>+0800</TIMEZONE>
  </DATETIME>
</CNTROLAREA>
<DATAAREA>
  <SHOW_DELIVERY>
    <DELIVERY>
      <DATETIME qualifier = "DOCUMENT">
        <YEAR>2000</YEAR>
        <MONTH>06</MONTH>
        <DAY>15</DAY>
        <HOUR>10</HOUR>
        <MINUTE>20</MINUTE>
        <SECOND>20</SECOND>
        <SUBSECOND>0000</SUBSECOND>
        <TIMEZONE>+0800</TIMEZONE>
      </DATETIME>
      <DOCUMENTID>1111</DOCUMENTID>
      <PARTNER>
        <NAME index = "1">daehong1</NAME>
        <ONETIME>0</ONETIME>
        <PARTNRID>5970</PARTNRID>
      </PARTNER>
    </DELIVERY>
  </SHOW_DELIVERY>
</DATAAREA>

```

```

<PARTNRTYPE>SOLDTO</PARTNRTYPE>
<PARTNRIDX>5970</PARTNRIDX>
</PARTNER>
<SHIPITEM>
  <ITEM>kdh_computer4</ITEM>
  <QUANTITY qualifier = "ITEM">
    <VALUE>100</VALUE>
    <NUMOFDEC>2</NUMOFDEC>
    <SIGN>+</SIGN>
    <UOM>EAI</UOM>
  </QUANTITY>
  <AMOUNT qualifier = "EXTENDED">
    <VALUE>100</VALUE>
    <NUMOFDEC>2</NUMOFDEC>
    <SIGN>+</SIGN>
    <CURRENCY>USDI</CURRENCY>
    <DRCR>DR</DRCR>
  </AMOUNT>
  <AMOUNT qualifier = "ITEM">
    <VALUE>100</VALUE>
    <NUMOFDEC>2</NUMOFDEC>
    <SIGN>+</SIGN>
    <CURRENCY>USDI</CURRENCY>
    <DRCR>DR</DRCR>
  </AMOUNT>
  <COUNTRYORG>USI</COUNTRYORG>
  <DISPOSITN>dispositn</DISPOSITN>
  <EXPORTLIC>0</EXPORTLIC>
  <FRGHTCLS>frghtcls</FRGHTCLS>
  <FRGHTITEM>frghtitem</FRGHTITEM>
  <HAZRDMATL>hazrdmatl</HAZRDMATL>
  <IMPORTLIC>0</IMPORTLIC>
  <ITEMDESC>itemdesc</ITEMDESC>
  <ITEMRV>itemrv</ITEMRV>
  <ITEMRVX>itemrvx</ITEMRVX>
  <ITEMX>itemx</ITEMX>
  <NOTES>notes</NOTES>
  <OWNRSHPCDE>ownrshpcde</OWNRSHPCDE>
  <PACKING>packing</PACKING>
  <PARTIALSHP>1</PARTIALSHP>
  <QUANTITY qualifier = "BACKORDERD">
    <VALUE>100</VALUE>
    <NUMOFDEC>2</NUMOFDEC>
    <SIGN>+</SIGN>
    <UOM>EAI</UOM>

```

```

</QUANTITY>
<QUANTITY qualifier = "OPEN">
  <VALUE>100</VALUE>
  <NUMOFDEC>2</NUMOFDEC>
  <SIGN>+</SIGN>
  <UOM>EAI</UOM>
</QUANTITY>
<QUANTITY qualifier = "ORDERED">
  <VALUE>100</VALUE>
  <NUMOFDEC>2</NUMOFDEC>
  <SIGN>+</SIGN>
  <UOM>EAI</UOM>
</QUANTITY>
<QUANTITY qualifier = "SHIPPED">
  <VALUE>100</VALUE>
  <NUMOFDEC>2</NUMOFDEC>
  <SIGN>+</SIGN>
  <UOM>Each</UOM>
</QUANTITY>
<SHIPNOTES>shipnotes</SHIPNOTES>
<SHIPPRIOR>1</SHIPPRIOR>
<UPC>text</UPC>
<USERAREA>any combination of text and elements</USERAREA>
</SHIPITEM>
<SHIPPERID>shipperid</SHIPPERID>
<CARRIER>DHL01IN</CARRIER>
<CARRSRVLVL>carrsrvlvl</CARRSRVLVL>
<COUNTRYDST>USI</COUNTRYDST>
<COUNTRYORG>USI</COUNTRYORG>
<DESCRIPTN>descriptn</DESCRIPTN>
<DISTCENTER>distcenter</DISTCENTER>
<DOCKID>dockid</DOCKID>
<DROPSHIP>dropship</DROPSHIP>
<EXPORTLIC>0</EXPORTLIC>
<FRGHTCLS>frghtcls</FRGHTCLS>
<FRGHTTERMS>DUEI</FRGHTTERMS>
<HAZRDMATL>hazrdmatl</HAZRDMATL>
<HDRSTATUS>hdrstatus</HDRSTATUS>
<IMPORTLIC>0</IMPORTLIC>
<LOADPOINT>loadpoint</LOADPOINT>
<NOTES>notes</NOTES>
<PARTIALSHP>1</PARTIALSHP>
<PRIORITY>priority</PRIORITY>
<ROUTEID>routeid</ROUTEID>
<SHIPNOTES>shipnotes</SHIPNOTES>

```

```

    <SHIPPOINT>shippoint</SHIPPOINT>
    <SHIPPRIOR>1</SHIPPRIOR>
    <SHIPSRLVL>shipsrvlvl</SHIPSRLVL>
    <SPECIALHND>specialhnd</SPECIALHND>
    <STAGEPOINT>stagepoint</STAGEPOINT>
    <TRANSMETHD>transmethd</TRANSMETHD>
    <TRANSTERMS>transterms</TRANSTERMS>
    <WAREHOUSE>warehouse</WAREHOUSE>
    <USERAREA>any combination of text and elements</USERAREA>
  </DELIVERY>
</SHOW_DELIVERY>
</DATAAREA>
</SHOW_DELIVERY_007>

```

Data Mapping

The following table lists the tags in the Advance Ship Notice document that are mapped to your own values if you entered data mappings on the **Data Mapping** page on the Exchange (when you click the "Company Admin" link, then the Application Setup tab).

Table 3–1 Mapped Tags in Advance Ship Notice Document

Tag in XML Document	Definition in Data Mapping Page
COUNTRY (used in ADDRESS tag)	Country Code
CURRENCY	Currency
PARTNRIDX	Trading Partner ID
CARRIER	Freight Carrier Code
FRGHTTERMS	Freight Terms
UOM	Unit of Measurement
CHARGETYPE (used in optional CHARGE tag)	Payment Method

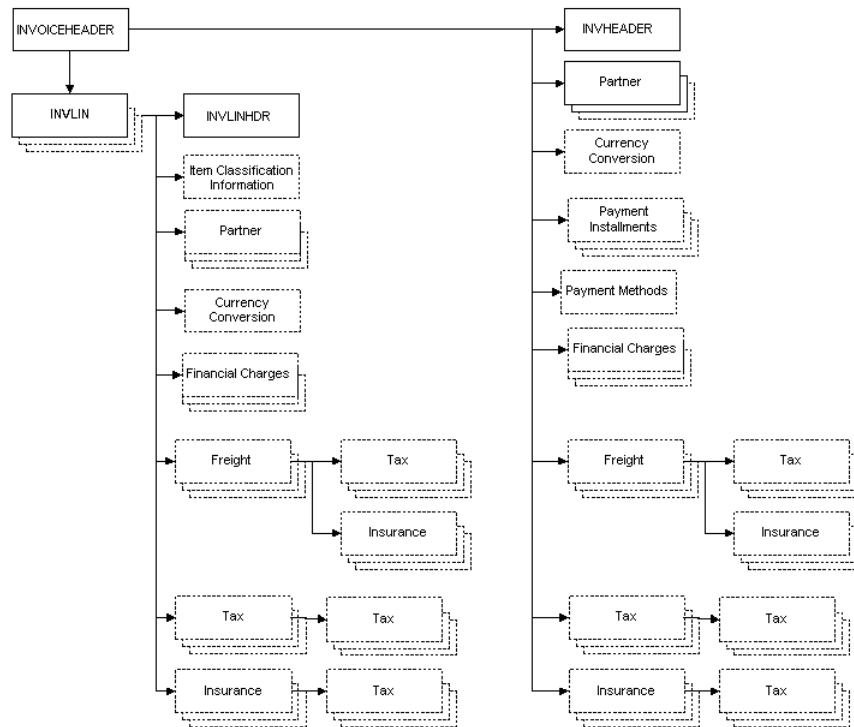
Invoice Inbound and Outbound (LOAD_INVOICE_001)

The invoice specification described by the DTDs and by the information in this section is not officially OAGI-compliant.

The following diagram shows the structure of LOAD_INVOICE_001. Solid lines indicate required XML elements; dotted lines indicate optional XML elements. The required elements of the invoice header are the invoice header and partner

elements; the optional elements are the currency conversion, payment installment, payment method, financial charges, freight, tax, and insurance elements. The required element of the invoice line is the invoice line header; the optional elements are the item classification, partner, currency conversion, financial charges, freight, tax, and insurance elements. The freight element in both the header and line also contains its own optional tax and insurance elements. The insurance element in both the header and line also contains its own optional tax element.

Figure 3–1 *LOAD_INVOICE_001 Structure*



Exchange Compliance Requirements

The Exchange acts as a document mapping and routing hub for inbound or outbound invoices. Therefore, there are currently no Exchange data dependencies

other than data mapping. The Exchange validates incoming XML invoices against the DTD(s).

Note: [Data Mapping](#) on page 3-52 shows additional tags that, if included, the Exchange maps and validates before forwarding the invoice to the buyer. Be sure that these tags, if provided, also contain valid or mapped codes.

The Required or Optional indicators below refer to whether the tag is required by the DTD.

CNTROLAREA (Required)

The CNTROLAREA contains the following tags:

BSR (Required) The tags and values in the BSR element must be as follows: VERB(LOAD) must be LOAD, NOUN(INVOICE) must be INVOICE, and REVISION(001) must be 001.

SENDER (Required) The SENDER area contains the following tags:

- LOGICALID (Required)
Server or application from which the document originated.
- COMPONENT (Required)
Business application component issuing the document.
- TASK (Required)
Action, such as INVISSUE.
- REFERENCEID (Required)
Unique ID for the XML transaction delivery.
- CONFIRMATION (Required)
The OAGI uses this tag to tell the system whether to send confirmation that the XML document was received. (In the OAGI standards, 2 means to always send confirmation; 1 means to send confirmation only if an error occurred; 0 means to send no confirmation.) You must enter a value, but the Exchange does not use it.
- LANGUAGE (Required)

Exchange language code in which the text fields are transmitted.

- **CODEPAGE (Required)**

OAGI-required CODEPAGE indicator.

- **AUTHID (Required)**

Supplier's company Trading Partner ID as given in the Trading Partner Directory on the Exchange.

DATETIME(CREATION) (Required) Date the XML document was created, expressed using separate tags for the year, month, day, hour, minute, second, subsecond, and time zone.

DATAAREA

The XML data is contained in the DATAAREA tag.

LOADINVOICE

The LOADINVOICE area contains the invoice header (INVOICEHEADER) and invoice line (INVLIN).

INVHEADER (Required)

The INVHEADER includes the following invoice header tags:

DOCUMENTID (Required) Invoice number.

DOCTYPE (Optional) Type of invoice, such as credit or standard.

DOCUMENTERV (Optional) Invoice document revision number.

NOTES (Optional) Invoice notes.

DATETIME(INVOICE) (Required) Date the invoice was created, expressed using separate tags for the year, month, day, hour, minute, second, subsecond, and time zone.

REF (Optional) Purchase order number.

AMOUNT(DOCUMENT)(T) (Required) Total invoice amount.

- **VALUE (Required)**

Amount value, without decimal indicators or thousand separators.

- **NUMOFDEC (Required)**
Number of decimal places. For example, a VALUE of 2596 and a NUMOFDEC of 2 is 25.96.
- **SIGN (Required)**
Indicator of positive (+) or negative (-) amount.
- **CURRENCY (Required)**
ISO currency code in which the amount is expressed. This code will be mapped if you provided a mapped value.
- **DRRCR (Required)**
Indicator of whether the amount is a debit or credit, such as DR for debit and CR for credit.

AMOUNT(DOCUMENT)(TAXCURCY) (Optional) Total invoice amount expressed in the tax currency, using the tags VALUE, NUMOFDEC, SIGN, CURRENCY, and DRRCR, described above.

USERAREA (Optional) Free field for your own use, for text or other tags.

PARTNERNEW (at least two are Required) Enter partner information at the header level that applies to all lines on the invoice, or enter partner information at the line level if it differs by line. At a minimum, SUPPLIER and BILLTO partner types are required.

PARTNER (Required) The PARTNER area contains the following tags:

- **NAME (Optional)**
Name of the buyer or supplier.
- **ONETIME (Optional)**
Indicator of whether the partner has been established only for this transaction (0 for "no," 1 for "yes").
- **PARTNRID (Optional)**
Trading Partner ID for the buyer or supplier as given in the Trading Partner Directory on the Exchange.
- **PARTNRTYPE (Optional)**
Type of partner. The values associated with this field are as follows:

BillTo - Customer location the bill goes to.

ShipTo - Delivery location of the customer. *

SoldTo - Customer who is responsible for ordering the goods or services.

Supplier - Partner who is responsible for providing the goods or services.

Employee - Internal employee for whom an expense invoice is created.

POO - Point of order origin. *

POA - Point of order acceptance. *

ReceivingSite - Warehouse. *

ShipFromSite - Warehouse. *

TaxSite *

RemitTo - Partner to whom payments are delivered.

Worksite - (Line-level value only.) *

* These are also appropriate line-level values.

- PARTNRIDX (Optional)

Mapped Trading Partner ID that you use for the buyer or supplier, if you mapped a different ID than the one the Exchange uses in PARTNRID above.

- ADDRESS (Optional)

Address—for example, the billing address if PARTNRTYPE is BILL TO -- using any of the optional address tags ADDRLINE1 - ADDRLINE9, ADDRTYPE, CITY, COUNTRY, COUNTY, DESCRIPTN, FAX1 - FAX9, POSTALCODE, REGION, STATEPROVN, TAXJRS DCTN, TELEPHONE1 - TELEPHONE9, URL, and USERAREA (a freeform area for your own use, for text or other tags).

TAXREGNUM (Optional) Tax registration number.

CURRENCYCONV (Optional) Enter currency conversion information at the header level that applies to all lines on the invoice, enter currency conversions at the line level if they differ by line.

- AMOUNT(CURCYCONV)(T) (Required if providing CURRENCYCONV)

Amount in the purchase order currency, expressed using the tags VALUE, NUMOFDEC, SIGN, CURRENCY, and DR CR. (See descriptions of these tags above, earlier in this section.)

- QUANTITY(RATE) (Required if providing CURRENCYCONV)
Currency exchange rate:
VALUE (Required if providing QUANTITY(RATE))
Amount value, without decimal indicators or thousand separators.
NUMOFDEC (Required if providing QUANTITY(RATE))
Number of decimal places. For example, a VALUE of 2596 and a NUMOFDEC of 2 is 25.96.
SIGN (Required if providing QUANTITY(RATE))
Indicator of positive (+) or negative (-) amount.
UOM (Required if providing QUANTITY(RATE))
Unit of measure, such as EACH, in which the value is expressed. This code will be mapped if you provided a mapped value.
- DATETIME(EFFECTIVE) (Required if providing CURRENCYCONV)
Date upon which the currency exchange rate is taken, expressed using separate tags for the year, month, day, hour, minute, second, subsecond, and time zone.
- RATETYPE (Optional)
Currency exchange rate type, such as DAILY.
- USERAREA (Optional)
Free field for your own use, for text or other tags.

PAYINSTALL (Optional) The PAYINSTALL area contains the following payment installment tags:

- AMOUNT(INSTMT)(T) (Required if providing PAYINSTALL)
Payment installment amount, expressed using the tags VALUE, NUMOFDEC, SIGN, CURRENCY, and DRCR. (See descriptions of these tags above, earlier in this section.) The sum of all payment installment amounts should equal the invoice total amount.
- DATETIME(INSTMTDUE) (Required if providing PAYINSTALL)
Installment due date, expressed using separate tags for the year, month, day, hour, minute, second, subsecond, and time zone
- AMOUNT(DISCNT)(T) (Optional)

Discount amount that applies to the installment according to the payment terms, expressed using the tags VALUE, NUMOFDEC, SIGN, CURRENCY, and DRRCR (See descriptions of these tags above, earlier in this section.)

- DATETIME(DISCNT) (Optional)
Discount date, expressed using separate tags for the year, month, day, hour, minute, second, subsecond, and time zone.
- DATETIME(DUE) (Optional)
Due date of the invoice based on the payment terms, expressed using separate tags for the year, month, day, hour, minute, second, subsecond, and time zone.
- DATETIME(PYMTTERM) (Optional)
Date upon which the payment terms go in effect, expressed using separate tags for the year, month, day, hour, minute, second, subsecond, and time zone.
- DESCRIPTN (Optional)
Payment terms description, such as 1/10 Net 30.
- TERMID (Optional)
Payment term code, such as IM for immediate. This code will be mapped if you provided a mapped value.
- USERAREA (Optional)
Free field for your own use, for text or other tags.

PMETHOD (Optional) The PMETHOD area contains the following payment method tags:

- PAYMETHOD (Required if providing PMETHOD)
Payment method code, such as Credit Card. The code will be mapped if you provided a mapped value.
- BANK(BUYER) (Optional)
Name of the buyer's bank used for payment, including the NAME, BKBRANCHNAME (branch name), BKACCTNUM (account number), BKROUTENUM (ABA routing number), and SETTLEMETHOD.
- BANK(SUPPLIER) (Optional)

Name of the supplier's bank used for payment, including the NAME, BKBRANCHNAME (branch name), BKACCTNUM (account number), BKROUTENUM (ABA routing number), and SETTLEMETHOD.

- CREDITCARD (Optional)
Credit card information, including the CRECARDNAME (name of credit card holder), CRECARDTYPE (type of credit card, such as Visa), CRECARDNUM (credit card number), DATETIME(EXPIRATION) (credit card expiration date), DESCRIPTN, and USERAREA (for additional credit card information).
- DESCRIPTN (Optional)
Payment method description.
- USERAREA (Optional)
Free field for your own use, for text or other tags.

FINCHG (Optional) Enter a finance charge at the header level that applies to all lines on the invoice, or enter finance charges at the line level if they differ by line.

- AMOUNT(FINCHGBASE)(T) (Required if providing FINCHG)
Amount to which the financial charge is applied. The amount is expressed using the tags VALUE, NUMOFDEC, SIGN, CURRENCY, and DRCCR. (See descriptions of these tags above, earlier in this section.)
- QUANTITY(FINCHGRATE) (Required if providing FINCHG)
Finance rate, expressed using the tags VALUE, NUMOFDEC, SIGN, and UOM. (See descriptions of these tags above, earlier in this section.)
- AMOUNT(FINCHG)(T) (Optional)
Financial charge amount, expressed using the tags VALUE, NUMOFDEC, SIGN, CURRENCY, and DRCCR. (See descriptions of these tags above, earlier in this section.)
- ACCTPERIOD (Optional)
Accounting period.
- USERAREA (Optional)
Free field for your own use, for text or other tags.

FREIGHT (Optional) Enter freight information at the header level that applies to all lines on the invoice, or enter freight information at the line level if it differs by line.

- AMOUNT(FREIGHT)(T) (Optional)
Total amount of freight charges, expressed using the tags VALUE, NUMOFDEC, SIGN, CURRENCY, and DRCCR. (See descriptions of these tags above, earlier in this section.)
- AMOUNT(FREIGHT)(TAXCURCY) (Optional)
Total freight amount in the tax currency, expressed using the tags VALUE, NUMOFDEC, SIGN, CURRENCY, and DRCCR. (See descriptions of these tags above, earlier in this section.)
- CARRIER (Optional)
Carrier description or code. The code will be mapped if you provided a mapped value.
- DATETIME(PROMSHIP) (Optional)
Promised ship date, expressed using separate tags for the year, month, day, hour, minute, second, subsecond, and time zone.
- DATETIME(SHIP) (Optional)
Ship date, expressed using separate tags for the year, month, day, hour, minute, second, subsecond, and time zone.
- REF (Optional)
Purchase order, contract, or other document reference corresponding to freight—for example, a freight contract number or other text reference.
- FRGHTTERMS (Optional)
Freight terms code. The code will be mapped if you provided a mapped value.
- FOB (Optional)
Free on Board description or code. The code will be mapped if you provided a mapped value.
- DESCRIPTN (Optional)
Freight terms description.
- TAXATION(TAX) (Optional)
Freight tax:
AMOUNT(TAX)(T) (Required if providing TAXATION(TAX))

Tax amount, expressed using the tags VALUE, NUMOFDEC, SIGN, CURRENCY, and DRCR. (See descriptions of these tags above, earlier in this section.)

AMOUNT(TAX)(TAXCURCY) (Optional)

Tax amount in tax currency, expressed using the tags VALUE, NUMOFDEC, SIGN, CURRENCY, and DRCR. (See descriptions of these tags above, earlier in this section.)

TAXCODE (Optional)

Tax code.

QUANTITY(TAXRATE) (Optional)

Tax rate, expressed using the tags VALUE, NUMOFDEC, SIGN, and UOM. (See descriptions of these tags above, earlier in this section.)

AMOUNT(TAXBASE)(T) (Required if providing TAXATION(TAX))

Amount to which the tax is applied.

DATETIME(TAX) (Optional)

Tax date.

CUSTEMPRESN (Optional)

Customer exemption reason.

SUPLEMPRESN (Optional)

Supplier exemption reason.

CUSTRATEREASN (Optional)

Customer special tax rate reason.

SUPLRATEREASN (Optional)

Supplier special tax rate reason.

COMPOUNDDESC (Optional)

Free text to describe the compounding mechanism.

AMOUNT(TAXEXEMPT)(T) (Optional)

Tax-exempt amount, expressed using the tags VALUE, NUMOFDEC, SIGN, CURRENCY, and DRCR. (See descriptions of these tags above, earlier in this section.)

DESCRIPTN (Optional)

Tax description.

USERAREA (Optional)

Free field for your own use, for text or other tags.

- INSURANCE (Optional)

Freight insurance information:

AMOUNT(INSUBASE)(T) (Required if providing INSURANCE)

Amount that's being insured, expressed using the tags VALUE, NUMOFDEC, SIGN, CURRENCY, and DRCR. (See descriptions of these tags above, earlier in this section.)

QUANTITY(INSURATE) (Required if providing INSURANCE)

Insurance rate, expressed using the tags VALUE, NUMOFDEC, SIGN, and UOM. (See descriptions of these tags above, earlier in this section.)

INSUER (Optional)

Insurer name.

INSUAGENT (Optional)

Insurance agent name.

AMOUNT(INSURANCE)(T) (Optional)

Insurance amount, expressed using the tags VALUE, NUMOFDEC, SIGN, CURRENCY, and DRCR. (See descriptions of these tags above, earlier in this section.)

AMOUNT(INSURANCE)(TAXCURCY) (Optional)

Insurance amount in tax currency, expressed using the tags VALUE, NUMOFDEC, SIGN, CURRENCY, and DRCR. (See descriptions of these tags above, earlier in this section.)

DESCRIPTN (Optional)

Description of the insurance.

USERAREA (Optional)

Free field for your own use, for text or other tags.

- USERAREA (Optional)

Free freight terms field for your own use.

MLTITAXAN (Optional) Enter tax terms at the header level that apply to all lines on the invoice, or enter tax terms at the line level if they differ by line.

- **TAXATION(TAX)** (Required if providing MLTITAXAN)
Header-level tax, expressed using the same fields as described for TAXATION(TAX) above, earlier in this section.
- **TAXATION(TAXONTAX)** (Optional)
Tax on the tax, expressed using the same fields as described for TAXATION(TAX) above, earlier in this section.

INSUNTAX (Optional) Enter insurance tax information at the header level that apply to all lines on the invoice, or enter insurance tax information at the line level if it differs by line.

- **INSURANCE** (Required if providing INSUNTAX)
Insurance information, expressed using the same fields as described for INSURANCE above, earlier in this section.
- **TAXATION(TAX)** (Optional)
Insurance tax, expressed using the same fields as described for TAXATION(TAX) above, earlier in this section.

INVLIN

The INVLIN area contains the following tags:

INVLINHDR (Required)

The INVLINHDR area contains the following invoice line header tags:

INVLINENUM (Optional) Invoice line number.

LINETYPE (Optional) Line type, such as item or miscellaneous.

ITEMDESC (Optional) Item description.

ITEMTYPE (Optional) Item type, such as goods, services, or resource.

AMOUNT(EXTENDED)(T) (Required) Amount (quantity, times unit price), expressed using the tags VALUE, NUMOFDEC, SIGN, CURRENCY, and DRCR. (See descriptions of these tags above, earlier in this section.)

AMOUNT(EXTENDED)(TAXCURCY) (Optional) Amount (quantity, times unit price) in the tax currency, expressed using the tags VALUE, NUMOFDEC, SIGN, CURRENCY, and DRCR. (See descriptions of these tags above, earlier in this section.)

TAXINCLDFLAG (Optional) Indicator of whether the amount includes tax.

ITEMX (Optional) Supplier's item number.

ITEM (Optional) Buyer's item number.

QUANTITY(ITEM) (Optional) Quantity of items ordered, expressed using the tags VALUE, NUMOFDEC, SIGN, and UOM. (See descriptions of these tags above, earlier in this section.)

OPERAMT(UNIT)(T) (Optional) Unit price, expressed using the tags VALUE, NUMOFDEC, SIGN, CURRENCY, UOM, UOMNUMDEC, and UOM. (See descriptions of these tags above, earlier in this section.)

DOCUMENTREF (Optional) Purchase order reference information for the buyer, including DOCTYPE (such as standard), DOCUMENTID (purchase order number), PARTNRID (supplier ID), PARTNRTYPE (supplier type, such as worksite), DESCRIPTN (order description), DOCUMENTRV (document revision number), NOTES, LINENUM, and USERAREA.

USERAREA (Optional) Free field for your own use, for text or other tags.

ITEMCLASSINFO (Optional) Item classification information:

- **CATREFNUM (Optional)**
Item category reference number.
- **CATNAME (Optional)**
Item category name.
- **ROOTATTR (Optional)**
Base attributes, separated by commas, used to describe the item, such as manufacturer name.

- **CATATTR (Optional)**
Category attributes, separated by commas, used to describe the item, such as blue ink color.
- **USERAREA (Optional)**
Free field for your own use, for text or other tags.

PARTNERNEW (Optional) Line-level partner information. Enter partner information at the header level or at the line level, if the partners differ by line. Line-level partner information is expressed using the same tags as the header-level PARTNERNEW information.

CURRENCYCONV (Optional) Line-level currency conversion information. Enter currency conversion information at the header level or at the line level, if this information differs by line. Line-level currency conversion information is expressed using the same tags as the header-level CURRENCYCONV information.

FINCHG (Optional) Line-level financial charges. Enter financial charges at the header level or at the line level, if the charges differ by line. Line-level financial charges are expressed using the same tags as the header-level FINCHG information.

FREIGHT (Optional) Line-level freight information. Enter freight information at the header level or at the line level, if the freight information differs by line. Line-level freight information is expressed using the same tags as the header-level FREIGHT information.

MLTITAXAN (Optional) Line-level tax information. Enter tax information at the header level or at the line level, if the tax terms differ by line. Line-level tax information is expressed using the same tags as the header-level MLTITAXAN information.

INSUNTAX (Optional) Line-level insurance tax information. Enter insurance tax information at the header level or at the line level, if the insurance tax information differs by line. Line-level insurance tax information is expressed using the same tags as the header-level INSUNTAX information.

Example XML

The following is an example invoice (LOAD_INVOICE_001) transaction:

```
<?xml version = '1.0' encoding = 'ASCII' standalone = 'no'?>
<!-- Exchange Server -->
```

```

<LOAD_INVOICE_001>
  <CNTROLAREA>
    <BSR>
      <VERB value="LOAD">LOAD</VERB>
      <NOUN value="INVOICE">INVOICE</NOUN>
      <REVISION value="001">001</REVISION>
    </BSR>
    <SENDER>
      <LOGICALID>Oracle Exchange</LOGICALID>
      <COMPONENT>RECEIVABLE</COMPONENT>
      <TASK>INVISSUE</TASK>
      <REFERENCEID>1091</REFERENCEID>
      <CONFIRMATION>1</CONFIRMATION>
      <LANGUAGE>US</LANGUAGE>
      <CODEPAGE>ISO-8859-1</CODEPAGE>
      <AUTHID>4291</AUTHID>
    </SENDER>
    <DATETIME qualifier="CREATION">
      <YEAR>2000</YEAR>
      <MONTH>06</MONTH>
      <DAY>06</DAY>
      <HOUR>16</HOUR>
      <MINUTE>06</MINUTE>
      <SECOND>29</SECOND>
      <SUBSECOND>0000</SUBSECOND>
      <TIMEZONE>+0800</TIMEZONE>
    </DATETIME>
  </CNTROLAREA>
  <DATAAREA>
    <LOAD_INVOICE>
      <INVOICEHEADER>
        <INVHEADER>
          <DOCUMENTID>12345</DOCUMENTID>
          <DOCTYPE></DOCTYPE>
          <DOCUMENTRV></DOCUMENTRV>
          <NOTES></NOTES>
          <DATETIME qualifier="INVOICE">
            <YEAR>2000</YEAR>
            <MONTH>04</MONTH>
            <DAY>14</DAY>
            <HOUR>13</HOUR>
            <MINUTE>04</MINUTE>
            <SECOND>44</SECOND>
            <SUBSECOND>0000</SUBSECOND>
            <TIMEZONE>+0800</TIMEZONE>
          </DATETIME>
        </INVHEADER>
      </INVOICEHEADER>
    </LOAD_INVOICE>
  </DATAAREA>
</LOAD_INVOICE_001>

```

```
</DATETIME>
<REF index="1">INVHEADER REF</REF>
<AMOUNT qualifier="DOCUMENT" type="T" index="1">
  <VALUE>100</VALUE>
  <NUMOFDEC>1</NUMOFDEC>
  <SIGN>+</SIGN>
  <CURRENCY>USDI</CURRENCY>
  <DRCR>D</DRCR>
</AMOUNT>
<AMOUNT qualifier="DOCUMENT" type="TAXCURCY" index="1">
  <VALUE>100</VALUE>
  <NUMOFDEC>1</NUMOFDEC>
  <SIGN>+</SIGN>
  <CURRENCY>USDI</CURRENCY>
  <DRCR>D</DRCR>
</AMOUNT>
<USERAREA>HP Camera</USERAREA>
</INVHEADER>
<PARTNERNEW>
  <PARTNER>
    <NAME index="1">My Office</NAME>
    <ONETIME>0</ONETIME>
    <PARTNRID>5970</PARTNRID>
    <PARTNRTYPE>BILLTO</PARTNRTYPE>
    <PARTNRIDX>5970</PARTNRIDX>
    <ADDRESS>
      <ADDRLINE index="1">1341</ADDRLINE>
      <ADDRLINE index="2"/>
      <ADDRLINE index="3"/>
      <ADDRLINE index="4"/>
      <CITY>Seoul</CITY>
      <COUNTRY>KR</COUNTRY>
      <POSTALCODE></POSTALCODE>
      <STATEPROVN></STATEPROVN>
    </ADDRESS>
  </PARTNER>
  <TAXREGNUM>123456</TAXREGNUM>
</PARTNERNEW>
<PARTNERNEW>
  <PARTNER>
    <NAME index="1">Supplier Name</NAME>
    <ONETIME>0</ONETIME>
    <PARTNRID>4291</PARTNRID>
    <PARTNRTYPE>SUPPLIER</PARTNRTYPE>
    <CURRENCY>USDI</CURRENCY>
```

```

        <PARTNRIDX>4291IN</PARTNRIDX>
        <USERAREA></USERAREA>
    </PARTNER>
</PARTNERNEW>
<CURNCYCONV>
    <AMOUNT qualifier="CURCYCONV" type="T" index="1">
        <VALUE>200</VALUE>
        <NUMOFDEC>2</NUMOFDEC>
        <SIGN>+</SIGN>
        <CURRENCY>USDI</CURRENCY>
        <DRCR>D</DRCR>
    </AMOUNT>
    <QUANTITY qualifier="RATE">
        <VALUE>100</VALUE>
        <NUMOFDEC>0</NUMOFDEC>
        <SIGN>+</SIGN>
        <UOM>EAI</UOM>
    </QUANTITY>
    <DATETIME qualifier="EFFECTIVE">
        <YEAR>2000</YEAR>
        <MONTH>04</MONTH>
        <DAY>14</DAY>
        <HOUR>13</HOUR>
        <MINUTE>04</MINUTE>
        <SECOND>44</SECOND>
        <SUBSECOND>0000</SUBSECOND>
        <TIMEZONE>+0800</TIMEZONE>
    </DATETIME>
    <RATETYPE>DAILY</RATETYPE>
    <USERAREA>CURNCYCONV USERAREA</USERAREA>
</CURNCYCONV>
<PAYINSTALL>
    <AMOUNT qualifier="INSTMT" type="T" index="1">
        <VALUE>200</VALUE>
        <NUMOFDEC>2</NUMOFDEC>
        <SIGN>+</SIGN>
        <CURRENCY>USDI</CURRENCY>
        <DRCR>D</DRCR>
    </AMOUNT>
    <DATETIME qualifier="INSTMTDUE">
        <YEAR>2000</YEAR>
        <MONTH>04</MONTH>
        <DAY>14</DAY>
        <HOUR>13</HOUR>
        <MINUTE>04</MINUTE>

```

```
<SECOND>44</SECOND>
<SUBSECOND>0000</SUBSECOND>
<TIMEZONE>+0800</TIMEZONE>
</DATETIME>
<AMOUNT qualifier="DISCNT" type="T" index="1">
  <VALUE>200</VALUE>
  <NUMOFDEC>2</NUMOFDEC>
  <SIGN>+</SIGN>
  <CURRENCY>USDI</CURRENCY>
  <DRCR>D</DRCR>
</AMOUNT>
<DATETIME qualifier="DISCNT">
  <YEAR>2000</YEAR>
  <MONTH>04</MONTH>
  <DAY>14</DAY>
  <HOUR>13</HOUR>
  <MINUTE>04</MINUTE>
  <SECOND>44</SECOND>
  <SUBSECOND>0000</SUBSECOND>
  <TIMEZONE>+0800</TIMEZONE>
</DATETIME>
<DATETIME qualifier="DUE">
  <YEAR>2000</YEAR>
  <MONTH>04</MONTH>
  <DAY>14</DAY>
  <HOUR>13</HOUR>
  <MINUTE>04</MINUTE>
  <SECOND>44</SECOND>
  <SUBSECOND>0000</SUBSECOND>
  <TIMEZONE>+0800</TIMEZONE>
</DATETIME>
<DATETIME qualifier="PYMTTERM">
  <YEAR>2000</YEAR>
  <MONTH>04</MONTH>
  <DAY>14</DAY>
  <HOUR>13</HOUR>
  <MINUTE>04</MINUTE>
  <SECOND>44</SECOND>
  <SUBSECOND>0000</SUBSECOND>
  <TIMEZONE>+0800</TIMEZONE>
</DATETIME>
<DESCRIPTN>Description</DESCRIPTN>
<TERMID>IMI</TERMID>
<USERAREA>USERAREA FOR PAYINSTALL</USERAREA>
</PAYINSTALL>
```

```

<PMETHOD>
  <PAYMETHOD>CREDIT CARD</PAYMETHOD>
  <BANK qualifier="BUYER">
    <NAME index="1">BANK OF AMERICA</NAME>
    <BKBRANCHNAME>CUPERTINO BRANCH</BKBRANCHNAME>
    <BKACCTNUM>88888</BKACCTNUM>
    <BKROUTENUM>99999</BKROUTENUM>
    <SETTLEMETHOD>Settlement Method</SETTLEMETHOD>
  </BANK>
  <BANK qualifier="SUPPLIER">
    <NAME index="1">WELLS FARGO</NAME>
    <BKBRANCHNAME>SAN JOSE BRANCH</BKBRANCHNAME>
    <BKACCTNUM>188888</BKACCTNUM>
    <BKROUTENUM>929999</BKROUTENUM>
    <SETTLEMETHOD>Settlement Method</SETTLEMETHOD>
  </BANK>
  <CREDITCARD>
    <CRECARDNAME>BIN TANG</CRECARDNAME>
    <CRECARDTYPE>AEI</CRECARDTYPE>
    <CRECARDNUM>9999999999</CRECARDNUM>
    <DATETIME qualifier="EXPIRATION">
      <YEAR>2000</YEAR>
      <MONTH>04</MONTH>
      <DAY>14</DAY>
      <HOUR>13</HOUR>
      <MINUTE>04</MINUTE>
      <SECOND>44</SECOND>
      <SUBSECOND>0000</SUBSECOND>
      <TIMEZONE>+0800</TIMEZONE>
    </DATETIME>
    <DESCRIPTN>NO LIMITS</DESCRIPTN>
    <USERAREA>GOLD MEMBER</USERAREA>
  </CREDITCARD>
  <DESCRIPTN>PMETHOD ABC</DESCRIPTN>
  <USERAREA>Freeform field</USERAREA>
</PMETHOD>
<FINCHG>
  <AMOUNT qualifier="FINCHGBASE" type="T" index="1">
    <VALUE>200</VALUE>
    <NUMOFDEC>2</NUMOFDEC>
    <SIGN>+</SIGN>
    <CURRENCY>USDI</CURRENCY>
    <DRCR>D</DRCR>
  </AMOUNT>
  <QUANTITY qualifier="FINCHGRATE">

```



```
<VALUE>100</VALUE>
<NUMOFDEC>0</NUMOFDEC>
<SIGN>+</SIGN>
<UOM>EAI</UOM>
</QUANTITY>
<AMOUNT qualifier="FINCHG" type="T" index="1">
  <VALUE>200</VALUE>
  <NUMOFDEC>2</NUMOFDEC>
  <SIGN>+</SIGN>
  <CURRENCY>USDI</CURRENCY>
  <DRCR>D</DRCR>
</AMOUNT>
<ACCTPERIOD>111</ACCTPERIOD>
<USERAREA>WWW.WWW.WWW</USERAREA>
</FINCHG>
<FREIGHT>
  <AMOUNT qualifier="FREIGHT" type="T" index="1">
    <VALUE>200</VALUE>
    <NUMOFDEC>2</NUMOFDEC>
    <SIGN>+</SIGN>
    <CURRENCY>USDI</CURRENCY>
    <DRCR>D</DRCR>
  </AMOUNT>
  <AMOUNT qualifier="FREIGHT" type="TAXCURCY" index="1">
    <VALUE>200</VALUE>
    <NUMOFDEC>2</NUMOFDEC>
    <SIGN>+</SIGN>
    <CURRENCY>USDI</CURRENCY>
    <DRCR>D</DRCR>
  </AMOUNT>
  <CARRIER>FE03I</CARRIER>
  <DATETIME qualifier="PROMSHIP">
    <YEAR>2000</YEAR>
    <MONTH>04</MONTH>
    <DAY>14</DAY>
    <HOUR>13</HOUR>
    <MINUTE>04</MINUTE>
    <SECOND>44</SECOND>
    <SUBSECOND>0000</SUBSECOND>
    <TIMEZONE>+0800</TIMEZONE>
  </DATETIME>
  <DATETIME qualifier="SHIP">
    <YEAR>2000</YEAR>
    <MONTH>04</MONTH>
    <DAY>14</DAY>
```

```

    <HOUR>13</HOUR>
    <MINUTE>04</MINUTE>
    <SECOND>44</SECOND>
    <SUBSECOND>0000</SUBSECOND>
    <TIMEZONE>+0800</TIMEZONE>
  </DATETIME>
  <REF index="1">It will arrive at end of month</REF>
  <FRGHTTERMS>DUEI</FRGHTTERMS>
  <FOB>CIFI</FOB>
  <DESCRIPTN>Description </DESCRIPTN>
  <TAXATION qualifier="TAX" index="1">
    <AMOUNT qualifier="TAX" type="T" index="1">
      <VALUE>200</VALUE>
      <NUMOFDEC>2</NUMOFDEC>
      <SIGN>+</SIGN>
      <CURRENCY>USDI</CURRENCY>
      <DRCR>D</DRCR>
    </AMOUNT>
    <AMOUNT qualifier="TAX" type="TAXCURCY" index="1">
      <VALUE>200</VALUE>
      <NUMOFDEC>2</NUMOFDEC>
      <SIGN>+</SIGN>
      <CURRENCY>USDI</CURRENCY>
      <DRCR>D</DRCR>
    </AMOUNT>
    <TAXCODE>ABC</TAXCODE>
    <QUANTITY qualifier="TAXRATE">
      <VALUE>100</VALUE>
      <NUMOFDEC>0</NUMOFDEC>
      <SIGN>+</SIGN>
      <UOM>EAI</UOM>
    </QUANTITY>
    <AMOUNT qualifier="TAXBASE" type="T" index="1">
      <VALUE>200</VALUE>
      <NUMOFDEC>2</NUMOFDEC>
      <SIGN>+</SIGN>
      <CURRENCY>USDI</CURRENCY>
      <DRCR>D</DRCR>
    </AMOUNT>
    <DATETIME qualifier="TAX">
      <YEAR>2000</YEAR>
      <MONTH>04</MONTH>
      <DAY>14</DAY>
      <HOUR>13</HOUR>
      <MINUTE>04</MINUTE>

```

```
<SECOND>44</SECOND>
<SUBSECOND>0000</SUBSECOND>
<TIMEZONE>+0800</TIMEZONE>
</DATETIME>
<CUSTEMPRESN>a</CUSTEMPRESN>
<SUPLEMPRESN>b</SUPLEMPRESN>
<CUSTRATEREASN>D</CUSTRATEREASN>
<SUPLRATEREASN>e</SUPLRATEREASN>
<COMPOUNDDESC>f</COMPOUNDDESC>
<AMOUNT qualifier="TAXEXEMPT" type="T" index="1">
  <VALUE>200</VALUE>
  <NUMOFDEC>2</NUMOFDEC>
  <SIGN>+</SIGN>
  <CURRENCY>USDI</CURRENCY>
  <DRCR>D</DRCR>
</AMOUNT>
<DESCRIPTN>Tax description</DESCRIPTN>
<USERAREA>Free field for your own use</USERAREA>
</TAXATION>
<INSURANCE>
  <AMOUNT qualifier="INSUBASE" type="T" index="1">
    <VALUE>200</VALUE>
    <NUMOFDEC>2</NUMOFDEC>
    <SIGN>+</SIGN>
    <CURRENCY>USDI</CURRENCY>
    <DRCR>D</DRCR>
  </AMOUNT>
  <QUANTITY qualifier="INSURATE">
    <VALUE>100</VALUE>
    <NUMOFDEC>0</NUMOFDEC>
    <SIGN>+</SIGN>
    <UOM>EAI</UOM>
  </QUANTITY>
  <INSUER>Insurance Agency
</INSUER>
  <INSUAGENT>MARK SMITH
</INSUAGENT>
  <AMOUNT qualifier="INSURANCE" type="T" index="1">
    <VALUE>200</VALUE>
    <NUMOFDEC>2</NUMOFDEC>
    <SIGN>+</SIGN>
    <CURRENCY>USDI</CURRENCY>
    <DRCR>D</DRCR>
  </AMOUNT>
  <AMOUNT qualifier="INSURANCE" type="TAXCURCY" index="1">
```

```

        <VALUE>200</VALUE>
        <NUMOFDEC>2</NUMOFDEC>
        <SIGN>+</SIGN>
        <CURRENCY>USDI</CURRENCY>
        <DRCCR>D</DRCCR>
    </AMOUNT>
    <DESCRIPTN>Insurance description</DESCRIPTN>
    <USERAREA>Free field for your use</USERAREA>
</INSURANCE>
<USERAREA>USER AREA FOR FREIGHT</USERAREA>
</FREIGHT>
<MLTITAXAN>
    <TAXATION qualifier="TAX" index="1">
        <AMOUNT qualifier="TAX" type="T" index="1">
            <VALUE>200</VALUE>
            <NUMOFDEC>2</NUMOFDEC>
            <SIGN>+</SIGN>
            <CURRENCY>USDI</CURRENCY>
            <DRCCR>D</DRCCR>
        </AMOUNT>
        <AMOUNT qualifier="TAX" type="TAXCURCY" index="1">
            <VALUE>200</VALUE>
            <NUMOFDEC>2</NUMOFDEC>
            <SIGN>+</SIGN>
            <CURRENCY>USDI</CURRENCY>
            <DRCCR>D</DRCCR>
        </AMOUNT>
        <TAXCODE>ABC</TAXCODE>
        <QUANTITY qualifier="TAXRATE">
            <VALUE>100</VALUE>
            <NUMOFDEC>0</NUMOFDEC>
            <SIGN>+</SIGN>
            <UOM>EAI</UOM>
        </QUANTITY>
        <AMOUNT qualifier="TAXBASE" type="T" index="1">
            <VALUE>200</VALUE>
            <NUMOFDEC>2</NUMOFDEC>
            <SIGN>+</SIGN>
            <CURRENCY>USDI</CURRENCY>
            <DRCCR>D</DRCCR>
        </AMOUNT>
        <DATETIME qualifier="TAX">
            <YEAR>2000</YEAR>
            <MONTH>04</MONTH>
            <DAY>14</DAY>
    </TAXATION>
</MLTITAXAN>

```

```
<HOUR>13</HOUR>
<MINUTE>04</MINUTE>
<SECOND>44</SECOND>
<SUBSECOND>0000</SUBSECOND>
<TIMEZONE>+0800</TIMEZONE>
</DATETIME>
<CUSTEMPREASN>a</CUSTEMPREASN>
<SUPLEMPREASN>b</SUPLEMPREASN>
<CUSTRATEREASN>D</CUSTRATEREASN>
<SUPLRATEREASN>e</SUPLRATEREASN>
<COMPOUNDESC>f</COMPOUNDESC>
<AMOUNT qualifier="TAXEXEMPT" type="T" index="1">
  <VALUE>200</VALUE>
  <NUMOFDEC>2</NUMOFDEC>
  <SIGN>+</SIGN>
  <CURRENCY>USDI</CURRENCY>
  <DRCR>D</DRCR>
</AMOUNT>
<DESCRIPTN>Tax description</DESCRIPTN>
<USERAREA>Free field for your own use</USERAREA>
</TAXATION>
<TAXATION qualifier="TAXONTAX" index="1">
  <AMOUNT qualifier="TAX" type="T" index="1">
    <VALUE>200</VALUE>
    <NUMOFDEC>2</NUMOFDEC>
    <SIGN>+</SIGN>
    <CURRENCY>USDI</CURRENCY>
    <DRCR>D</DRCR>
  </AMOUNT>
  <AMOUNT qualifier="TAX" type="TAXCURCY" index="1">
    <VALUE>200</VALUE>
    <NUMOFDEC>2</NUMOFDEC>
    <SIGN>+</SIGN>
    <CURRENCY>USDI</CURRENCY>
    <DRCR>D</DRCR>
  </AMOUNT>
  <TAXCODE>ABC</TAXCODE>
  <QUANTITY qualifier="TAXRATE">
    <VALUE>100</VALUE>
    <NUMOFDEC>0</NUMOFDEC>
    <SIGN>+</SIGN>
    <UOM>EAI</UOM>
  </QUANTITY>
  <AMOUNT qualifier="TAXBASE" type="T" index="1">
    <VALUE>200</VALUE>
```

```

        <NUMOFDEC>2</NUMOFDEC>
        <SIGN>+</SIGN>
        <CURRENCY>USDI</CURRENCY>
        <DRCR>D</DRCR>
    </AMOUNT>
    <DATETIME qualifier="TAX">
        <YEAR>2000</YEAR>
        <MONTH>04</MONTH>
        <DAY>14</DAY>
        <HOUR>13</HOUR>
        <MINUTE>04</MINUTE>
        <SECOND>44</SECOND>
        <SUBSECOND>0000</SUBSECOND>
        <TIMEZONE>+0800</TIMEZONE>
    </DATETIME>
    <CUSTEMPRESN>a</CUSTEMPRESN>
    <SUPLEMPRESN>b</SUPLEMPRESN>
    <CUSTRATEREASN>D</CUSTRATEREASN>
    <SUPLRATEREASN>e</SUPLRATEREASN>
    <COMPOUNDDESC>f</COMPOUNDDESC>
    <AMOUNT qualifier="TAXEXEMPT" type="T" index="1">
        <VALUE>200</VALUE>
        <NUMOFDEC>2</NUMOFDEC>
        <SIGN>+</SIGN>
        <CURRENCY>USDI</CURRENCY>
        <DRCR>D</DRCR>
    </AMOUNT>
    <DESCRIPTN>Tax description</DESCRIPTN>
    <USERAREA>Free field for your own use</USERAREA>
</TAXATION>
</MLTITAXAN>
<INSUNTAX>
    <INSURANCE>
        <AMOUNT qualifier="INSUBASE" type="T" index="1">
            <VALUE>200</VALUE>
            <NUMOFDEC>2</NUMOFDEC>
            <SIGN>+</SIGN>
            <CURRENCY>USDI</CURRENCY>
            <DRCR>D</DRCR>
        </AMOUNT>
        <QUANTITY qualifier="INSURATE">
            <VALUE>100</VALUE>
            <NUMOFDEC>0</NUMOFDEC>
            <SIGN>+</SIGN>
            <UOM>EAI</UOM>
    </INSURANCE>
</INSUNTAX>

```

```
</QUANTITY>
<INSUER>Insurance Agency</INSUER>
<INSUAGENT>MARK SMITH</INSUAGENT>
<AMOUNT qualifier="INSURANCE" type="T" index="1">
  <VALUE>200</VALUE>
  <NUMOFDEC>2</NUMOFDEC>
  <SIGN>+</SIGN>
  <CURRENCY>USDI</CURRENCY>
  <DRCR>D</DRCR>
</AMOUNT>
<AMOUNT qualifier="INSURANCE" type="TAXCURCY" index="1">
  <VALUE>200</VALUE>
  <NUMOFDEC>2</NUMOFDEC>
  <SIGN>+</SIGN>
  <CURRENCY>USDI</CURRENCY>
  <DRCR>D</DRCR>
</AMOUNT>
<DESCRIPTN>Insurance description</DESCRIPTN>
<USERAREA>Free field for your use</USERAREA>
</INSURANCE>
<TAXATION qualifier="TAXONTAX" index="1">
  <AMOUNT qualifier="TAX" type="T" index="1">
    <VALUE>200</VALUE>
    <NUMOFDEC>2</NUMOFDEC>
    <SIGN>+</SIGN>
    <CURRENCY>USDI</CURRENCY>
    <DRCR>D</DRCR>
  </AMOUNT>
  <AMOUNT qualifier="TAX" type="TAXCURCY" index="1">
    <VALUE>200</VALUE>
    <NUMOFDEC>2</NUMOFDEC>
    <SIGN>+</SIGN>
    <CURRENCY>USDI</CURRENCY>
    <DRCR>D</DRCR>
  </AMOUNT>
  <TAXCODE>ABC</TAXCODE>
  <QUANTITY qualifier="TAXRATE">
    <VALUE>100</VALUE>
    <NUMOFDEC>0</NUMOFDEC>
    <SIGN>+</SIGN>
    <UOM>EAI</UOM>
  </QUANTITY>
  <AMOUNT qualifier="TAXBASE" type="T" index="1">
    <VALUE>200</VALUE>
    <NUMOFDEC>2</NUMOFDEC>
```

```

        <SIGN>+</SIGN>
        <CURRENCY>USDI</CURRENCY>
        <DRCR>D</DRCR>
    </AMOUNT>
    <DATETIME qualifier="TAX">
        <YEAR>2000</YEAR>
        <MONTH>04</MONTH>
        <DAY>14</DAY>
        <HOUR>13</HOUR>
        <MINUTE>04</MINUTE>
        <SECOND>44</SECOND>
        <SUBSECOND>0000</SUBSECOND>
        <TIMEZONE>+0800</TIMEZONE>
    </DATETIME>
    <CUSTEMPRESN>a</CUSTEMPRESN>
    <SUPLEMPRESN>b</SUPLEMPRESN>
    <CUSTRATEREASN>D</CUSTRATEREASN>
    <SUPLRATEREASN>e</SUPLRATEREASN>
    <COMPOUNDESC>f</COMPOUNDESC>
    <AMOUNT qualifier="TAXEXEMPT" type="T" index="1">
        <VALUE>200</VALUE>
        <NUMOFDEC>2</NUMOFDEC>
        <SIGN>+</SIGN>
        <CURRENCY>USDI</CURRENCY>
        <DRCR>D</DRCR>
    </AMOUNT>
    <DESCRIPTN>Tax description</DESCRIPTN>
    <USERAREA>Free field for your own use</USERAREA>
</TAXATION>
</INSUNTAX>
</INVOICEHEADER>
<INVLIN>
    <INVLINHDR>
        <INVLINENUM></INVLINENUM>
        <LINETYPE></LINETYPE>
        <ITEMDESC></ITEMDESC>
        <ITEMTYPE></ITEMTYPE>
    <AMOUNT qualifier="EXTENDED" type="T" index="1">
        <VALUE>200</VALUE>
        <NUMOFDEC>2</NUMOFDEC>
        <SIGN>+</SIGN>
        <CURRENCY>USDI</CURRENCY>
        <DRCR>D</DRCR>
    </AMOUNT>
    <AMOUNT qualifier="EXTENDED" type="TAXCURCY" index="1">

```



```
<VALUE>200</VALUE>
<NUMOFDEC>2</NUMOFDEC>
<SIGN>+</SIGN>
<CURRENCY>USDI</CURRENCY>
<DRCR>D</DRCR>
</AMOUNT>
<TAXINCLDFLAG>Y</TAXINCLDFLAG>
<ITEMX>CAR SEAT</ITEMX>
<ITEM>CAR SEAT</ITEM>
<QUANTITY qualifier="ITEM">
  <VALUE>100</VALUE>
  <NUMOFDEC>0</NUMOFDEC>
  <SIGN>+</SIGN>
  <UOM>EAI</UOM>
</QUANTITY>
<OPERAMT qualifier="UNIT" type="T">
  <VALUE>399</VALUE>
  <NUMOFDEC>2</NUMOFDEC>
  <SIGN>+</SIGN>
  <CURRENCY>USDI</CURRENCY>
  <UOMVALUE>1</UOMVALUE>
  <UOMNUMDEC>0</UOMNUMDEC>
  <UOM>EAI</UOM>
</OPERAMT>
<DOCUMENTREF>
  <DOCTYPE>PO</DOCTYPE>
  <DOCUMENTID>222</DOCUMENTID>
  <PARTNRID>14618</PARTNRID>
  <PARTNRTYPE>ShipTo</PARTNRTYPE>
  <DESCRIPTN>Description </DESCRIPTN>
  <DOCUMENTRV>1.0</DOCUMENTRV>
  <NOTES>Notes</NOTES>
  <LINENUM>111</LINENUM>
  <USERAREA>Freeform area</USERAREA>
</DOCUMENTREF>
<USERAREA>USER AREA FOR INV LINE HEADER</USERAREA>
</INVLINHDR>
<ITEMCLASSINFO>
  <CATREFNUM>A</CATREFNUM>
  <CATNAME>B</CATNAME>
  <ROOTATTR>C</ROOTATTR>
  <CATATTR>D</CATATTR>
  <USERAREA>E</USERAREA>
</ITEMCLASSINFO>
<PARTNERNEW>
```

```

    <PARTNER>
      <NAME index="1">Supplier 2 Name</NAME>
      <ONETIME>0</ONETIME>
      <PARTNRID>14616</PARTNRID>
      <PARTNRTYPE>SHIPTO</PARTNRTYPE>
      <CURRENCY>USDI</CURRENCY>
      <PARTNRIDX>14616IN</PARTNRIDX>
      <USERAREA></USERAREA>
    </PARTNER>
    <TAXREGNUM>999</TAXREGNUM>
  </PARTNERNEW>
  <CURNCYCONV>
    <AMOUNT qualifier="CURCYCONV" type="T" index="1">
      <VALUE>200</VALUE>
      <NUMOFDEC>2</NUMOFDEC>
      <SIGN>+</SIGN>
      <CURRENCY>USDI</CURRENCY>
      <DRCR>D</DRCR>
    </AMOUNT>
    <QUANTITY qualifier="RATE">
      <VALUE>100</VALUE>
      <NUMOFDEC>0</NUMOFDEC>
      <SIGN>+</SIGN>
      <UOM>EAI</UOM>
    </QUANTITY>
    <DATETIME qualifier="EFFECTIVE">
      <YEAR>2000</YEAR>
      <MONTH>04</MONTH>
      <DAY>14</DAY>
      <HOUR>13</HOUR>
      <MINUTE>04</MINUTE>
      <SECOND>44</SECOND>
      <SUBSECOND>0000</SUBSECOND>
      <TIMEZONE>+0800</TIMEZONE>
    </DATETIME>
    <RATETYPE>DAILY</RATETYPE>
    <USERAREA>CURNCYCONV USERAREA</USERAREA>
  </CURNCYCONV>
  <FINCHG>
    <AMOUNT qualifier="FINCHGBASE" type="T" index="1">
      <VALUE>200</VALUE>
      <NUMOFDEC>2</NUMOFDEC>
      <SIGN>+</SIGN>
      <CURRENCY>USDI</CURRENCY>
      <DRCR>D</DRCR>
  </FINCHG>

```

```

</AMOUNT>
<QUANTITY qualifier="FINCHGRATE">
  <VALUE>100</VALUE>
  <NUMOFDEC>0</NUMOFDEC>
  <SIGN>+</SIGN>
  <UOM>EAI</UOM>
</QUANTITY>
<AMOUNT qualifier="FINCHG" type="T" index="1">
  <VALUE>200</VALUE>
  <NUMOFDEC>2</NUMOFDEC>
  <SIGN>+</SIGN>
  <CURRENCY>USDI</CURRENCY>
  <DRCR>D</DRCR>
</AMOUNT>
<ACCTPERIOD>111</ACCTPERIOD>
<USERAREA>WWW.WWW.WWW</USERAREA>
</FINCHG>
<FREIGHT>
  <AMOUNT qualifier="FREIGHT" type="T" index="1">
    <VALUE>200</VALUE>
    <NUMOFDEC>2</NUMOFDEC>
    <SIGN>+</SIGN>
    <CURRENCY>USDI</CURRENCY>
    <DRCR>D</DRCR>
  </AMOUNT>
  <AMOUNT qualifier="FREIGHT" type="TAXCURCY" index="1">
    <VALUE>200</VALUE>
    <NUMOFDEC>2</NUMOFDEC>
    <SIGN>+</SIGN>
    <CURRENCY>USDI</CURRENCY>
    <DRCR>D</DRCR>
  </AMOUNT>
<CARRIER>FE03I</CARRIER>
  <DATETIME qualifier="PROMSHIP">
    <YEAR>2000</YEAR>
    <MONTH>04</MONTH>
    <DAY>14</DAY>
    <HOUR>13</HOUR>
    <MINUTE>04</MINUTE>
    <SECOND>44</SECOND>
    <SUBSECOND>0000</SUBSECOND>
    <TIMEZONE>+0800</TIMEZONE>
  </DATETIME>
  <DATETIME qualifier="SHIP">
    <YEAR>2000</YEAR>

```

```

        <MONTH>04</MONTH>
        <DAY>14</DAY>
        <HOUR>13</HOUR>
        <MINUTE>04</MINUTE>
        <SECOND>44</SECOND>
        <SUBSECOND>0000</SUBSECOND>
        <TIMEZONE>+0800</TIMEZONE>
    </DATETIME>
<REF index="1">It will arrive at end of month</REF>
<FRGHTTERMS>DUEI</FRGHTTERMS>
<FOB>CIFI</FOB>
<DESCRIPTN>Description</DESCRIPTN>
<TAXATION qualifier="TAX" index="1">
    <AMOUNT qualifier="TAX" type="T" index="1">
        <VALUE>200</VALUE>
        <NUMOFDEC>2</NUMOFDEC>
        <SIGN>+</SIGN>
        <CURRENCY>USDI</CURRENCY>
        <DRCR>D</DRCR>
    </AMOUNT>
    <AMOUNT qualifier="TAX" type="TAXCURCY" index="1">
        <VALUE>200</VALUE>
        <NUMOFDEC>2</NUMOFDEC>
        <SIGN>+</SIGN>
        <CURRENCY>USDI</CURRENCY>
        <DRCR>D</DRCR>
    </AMOUNT>
    <TAXCODE>ABC</TAXCODE>
    <QUANTITY qualifier="TAXRATE">
        <VALUE>100</VALUE>
        <NUMOFDEC>0</NUMOFDEC>
        <SIGN>+</SIGN>
        <UOM>EAI</UOM>
    </QUANTITY>
    <AMOUNT qualifier="TAXBASE" type="T" index="1">
        <VALUE>200</VALUE>
        <NUMOFDEC>2</NUMOFDEC>
        <SIGN>+</SIGN>
        <CURRENCY>USDI</CURRENCY>
        <DRCR>D</DRCR>
    </AMOUNT>
    <DATETIME qualifier="TAX">
        <YEAR>2000</YEAR>
        <MONTH>04</MONTH>
        <DAY>14</DAY>

```

```
<HOUR>13</HOUR>
<MINUTE>04</MINUTE>
<SECOND>44</SECOND>
<SUBSECOND>0000</SUBSECOND>
<TIMEZONE>+0800</TIMEZONE>
</DATETIME>
<CUSTEMPREASN>a</CUSTEMPREASN>
<SUPLEMPREASN>b</SUPLEMPREASN>
<CUSTRATEREASN>D</CUSTRATEREASN>
<SUPLRATEREASN>e</SUPLRATEREASN>
<COMPOUNDESC>f</COMPOUNDESC>
<AMOUNT qualifier="TAXEXEMPT" type="T" index="1">
  <VALUE>200</VALUE>
  <NUMOFDEC>2</NUMOFDEC>
  <SIGN>+</SIGN>
  <CURRENCY>USDI</CURRENCY>
  <DRCR>D</DRCR>
</AMOUNT>
<DESCRIPTN>Tax description</DESCRIPTN>
<USERAREA>Free field for your own use</USERAREA>
</TAXATION>
<INSURANCE>
  <AMOUNT qualifier="INSUBASE" type="T" index="1">
    <VALUE>200</VALUE>
    <NUMOFDEC>2</NUMOFDEC>
    <SIGN>+</SIGN>
    <CURRENCY>USDI</CURRENCY>
    <DRCR>D</DRCR>
  </AMOUNT>
  <QUANTITY qualifier="INSURATE">
    <VALUE>100</VALUE>
    <NUMOFDEC>0</NUMOFDEC>
    <SIGN>+</SIGN>
    <UOM>EAI</UOM>
  </QUANTITY>
  <INSUER>Insurance Agency</INSUER>
  <INSUAGENT>MARK SMITH</INSUAGENT>
  <AMOUNT qualifier="INSURANCE" type="T" index="1">
    <VALUE>200</VALUE>
    <NUMOFDEC>2</NUMOFDEC>
    <SIGN>+</SIGN>
    <CURRENCY>USDI</CURRENCY>
    <DRCR>D</DRCR>
  </AMOUNT>
  <AMOUNT qualifier="INSURANCE" type="TAXCURCY" index="1">
```

```

        <VALUE>200</VALUE>
        <NUMOFDEC>2</NUMOFDEC>
        <SIGN>+</SIGN>
        <CURRENCY>USDI</CURRENCY>
        <DRCR>D</DRCR>
    </AMOUNT>
    <DESCRIPTN>Insurance description</DESCRIPTN>
    <USERAREA>Free field for your use</USERAREA>
</INSURANCE>
<USERAREA>USER AREA FOR FREIGHT</USERAREA>
</FREIGHT>
<MLTITAXAN>
    <TAXATION qualifier="TAX" index="1">
        <AMOUNT qualifier="TAX" type="T" index="1">
            <VALUE>200</VALUE>
            <NUMOFDEC>2</NUMOFDEC>
            <SIGN>+</SIGN>
            <CURRENCY>USDI</CURRENCY>
            <DRCR>D</DRCR>
        </AMOUNT>
        <AMOUNT qualifier="TAX" type="TAXCURCY" index="1">
            <VALUE>200</VALUE>
            <NUMOFDEC>2</NUMOFDEC>
            <SIGN>+</SIGN>
            <CURRENCY>USDI</CURRENCY>
            <DRCR>D</DRCR>
        </AMOUNT>
        <TAXCODE>ABC</TAXCODE>
        <QUANTITY qualifier="TAXRATE">
            <VALUE>100</VALUE>
            <NUMOFDEC>0</NUMOFDEC>
            <SIGN>+</SIGN>
            <UOM>Each</UOM>
        </QUANTITY>
        <AMOUNT qualifier="TAXBASE" type="T" index="1">
            <VALUE>200</VALUE>
            <NUMOFDEC>2</NUMOFDEC>
            <SIGN>+</SIGN>
            <CURRENCY>USDI</CURRENCY>
            <DRCR>D</DRCR>
        </AMOUNT>
        <DATETIME qualifier="TAX">
            <YEAR>2000</YEAR>
            <MONTH>04</MONTH>
            <DAY>14</DAY>
    </TAXATION>
</MLTITAXAN>

```

```

<HOUR>13</HOUR>
<MINUTE>04</MINUTE>
<SECOND>44</SECOND>
<SUBSECOND>0000</SUBSECOND>
<TIMEZONE>+0800</TIMEZONE>
</DATETIME>
<CUSTEMPREASN>a</CUSTEMPREASN>
<SUPLEMPREASN>b</SUPLEMPREASN>
<CUSTRATEREASN>D</CUSTRATEREASN>
<SUPLRATEREASN>e</SUPLRATEREASN>
<COMPOUNDESC>f</COMPOUNDESC>
<AMOUNT qualifier="TAXEXEMPT" type="T" index="1">
  <VALUE>200</VALUE>
  <NUMOFDEC>2</NUMOFDEC>
  <SIGN>+</SIGN>
  <CURRENCY>USDI</CURRENCY>
  <DRCR>D</DRCR>
</AMOUNT>
<DESCRIPTN>Tax description</DESCRIPTN>
<USERAREA>Free field for your own use</USERAREA>
</TAXATION>
<TAXATION qualifier="TAXONTAX" index="1">
  <AMOUNT qualifier="TAX" type="T" index="1">
    <VALUE>200</VALUE>
    <NUMOFDEC>2</NUMOFDEC>
    <SIGN>+</SIGN>
    <CURRENCY>USDI</CURRENCY>
    <DRCR>D</DRCR>
  </AMOUNT>
  <AMOUNT qualifier="TAX" type="TAXCURCY" index="1">
    <VALUE>200</VALUE>
    <NUMOFDEC>2</NUMOFDEC>
    <SIGN>+</SIGN>
    <CURRENCY>USDI</CURRENCY>
    <DRCR>D</DRCR>
  </AMOUNT>
  <TAXCODE>ABC</TAXCODE>
  <QUANTITY qualifier="TAXRATE">
    <VALUE>100</VALUE>
    <NUMOFDEC>0</NUMOFDEC>
    <SIGN>+</SIGN>
    <UOM>EAI</UOM>
  </QUANTITY>
  <AMOUNT qualifier="TAXBASE" type="T" index="1">
    <VALUE>200</VALUE>

```

```

        <NUMOFDEC>2</NUMOFDEC>
        <SIGN>+</SIGN>
        <CURRENCY>USDI</CURRENCY>
        <DRCR>D</DRCR>
    </AMOUNT>
    <DATETIME qualifier="TAX">
        <YEAR>2000</YEAR>
        <MONTH>04</MONTH>
        <DAY>14</DAY>
        <HOUR>13</HOUR>
        <MINUTE>04</MINUTE>
        <SECOND>44</SECOND>
        <SUBSECOND>0000</SUBSECOND>
        <TIMEZONE>+0800</TIMEZONE>
    </DATETIME>
    <CUSTEMPRESN>a</CUSTEMPRESN>
    <SUPLEMPRESN>b</SUPLEMPRESN>
    <CUSTRATEREASN>D</CUSTRATEREASN>
    <SUPLRATEREASN>e</SUPLRATEREASN>
    <COMPOUNDDESC>f</COMPOUNDDESC>
    <AMOUNT qualifier="TAXEXEMPT" type="T" index="1">
        <VALUE>200</VALUE>
        <NUMOFDEC>2</NUMOFDEC>
        <SIGN>+</SIGN>
        <CURRENCY>USDI</CURRENCY>
        <DRCR>D</DRCR>
    </AMOUNT>
    <DESCRIPTN>Tax description</DESCRIPTN>
    <USERAREA>Free field for your own use</USERAREA>
</TAXATION>
</MLTITAXAN>
<INSUNTAX>
    <INSURANCE>
        <AMOUNT qualifier="INSUBASE" type="T" index="1">
            <VALUE>200</VALUE>
            <NUMOFDEC>2</NUMOFDEC>
            <SIGN>+</SIGN>
            <CURRENCY>USDI</CURRENCY>
            <DRCR>D</DRCR>
        </AMOUNT>
        <QUANTITY qualifier="INSURATE">
            <VALUE>100</VALUE>
            <NUMOFDEC>0</NUMOFDEC>
            <SIGN>+</SIGN>
            <UOM>EAI</UOM>
    </INSURANCE>
</INSUNTAX>

```



```
</QUANTITY>
<INSUER>Insurance Agency</INSUER>
<INSUAGENT>MARK SMITH</INSUAGENT>
<AMOUNT qualifier="INSURANCE" type="T" index="1">
  <VALUE>200</VALUE>
  <NUMOFDEC>2</NUMOFDEC>
  <SIGN>+</SIGN>
  <CURRENCY>USDI</CURRENCY>
  <DRCR>D</DRCR>
</AMOUNT>
<AMOUNT qualifier="INSURANCE" type="TAXCURCY" index="1">
  <VALUE>200</VALUE>
  <NUMOFDEC>2</NUMOFDEC>
  <SIGN>+</SIGN>
  <CURRENCY>USDI</CURRENCY>
  <DRCR>D</DRCR>
</AMOUNT>
<DESCRIPTN>Insurance description</DESCRIPTN>
<USERAREA>Free field for your use</USERAREA>
</INSURANCE>
<TAXATION qualifier="TAX" index="1">
  <AMOUNT qualifier="TAX" type="T" index="1">
    <VALUE>200</VALUE>
    <NUMOFDEC>2</NUMOFDEC>
    <SIGN>+</SIGN>
    <CURRENCY>USDI</CURRENCY>
    <DRCR>D</DRCR>
  </AMOUNT>
  <AMOUNT qualifier="TAX" type="TAXCURCY" index="1">
    <VALUE>200</VALUE>
    <NUMOFDEC>2</NUMOFDEC>
    <SIGN>+</SIGN>
    <CURRENCY>USDI</CURRENCY>
    <DRCR>D</DRCR>
  </AMOUNT>
  <TAXCODE>ABC</TAXCODE>
  <QUANTITY qualifier="TAXRATE">
    <VALUE>100</VALUE>
    <NUMOFDEC>0</NUMOFDEC>
    <SIGN>+</SIGN>
    <UOM>EAI</UOM>
  </QUANTITY>
  <AMOUNT qualifier="TAXBASE" type="T" index="1">
    <VALUE>200</VALUE>
    <NUMOFDEC>2</NUMOFDEC>
```

```

        <SIGN>+</SIGN>
        <CURRENCY>USDI</CURRENCY>
        <DRCR>D</DRCR>
    </AMOUNT>
    <DATETIME qualifier="TAX">
        <YEAR>2000</YEAR>
        <MONTH>04</MONTH>
        <DAY>14</DAY>
        <HOUR>13</HOUR>
        <MINUTE>04</MINUTE>
        <SECOND>44</SECOND>
        <SUBSECOND>0000</SUBSECOND>
        <TIMEZONE>+0800</TIMEZONE>
    </DATETIME>
    <CUSTEMPRESN>a</CUSTEMPRESN>
    <SUPLEMPRESN>b</SUPLEMPRESN>
    <CUSTRATEREASN>D</CUSTRATEREASN>
    <SUPLRATEREASN>e</SUPLRATEREASN>
    <COMPOUNDESC>f</COMPOUNDESC>
    <AMOUNT qualifier="TAXEXEMPT" type="T" index="1">
        <VALUE>200</VALUE>
        <NUMOFDEC>2</NUMOFDEC>
        <SIGN>+</SIGN>
        <CURRENCY>USDI</CURRENCY>
        <DRCR>D</DRCR>
    </AMOUNT>
    <DESCRIPTN>Tax description</DESCRIPTN>
    <USERAREA>Free field for your own use</USERAREA>
</TAXATION>
</INSUNTAX>
</INVLIN>
</LOAD_INVOICE>
</DATAAREA>
</LOAD_INVOICE_001>

```

Data Mapping

The following table lists the tags in the invoice document that are mapped to your own values if you entered data mappings on the **Data Mapping** page on the

Exchange (when you click the "Company Admin" link, then the Application Setup tab).

Table 3–2 Mapped Tags in LOAD_INVOICE_001

Tag in XML Document	Definition in Data Mapping Page
COUNTRY (used in ADDRESS tag)	Country Code
CURRENCY	Currency
CARRIER	Freight Carrier Code
FRGHTTERMS	Freight Terms
UOM	Unit of Measurement
PAYMETHOD	Payment Method
PARTNRIDX	Trading Partner ID
FOB	FOB Code
TERMID (used in PAYINSTALL tag)	Payment Terms

Purchase Order Inbound and Sales Order Outbound (PROCESS_PO_007)

The Purchase Order Inbound and Sales Order Outbound transactions are OAGI-compliant. They are the same document, using the OAGI document type definition (DTD) called PROCESS_PO.

Exchange Compliance Requirements

The Exchange acts as a document mapping and routing hub for PROCESS_PO_007. Therefore, there are no Exchange data dependencies other than data mapping. (See [Data Mapping](#) on page 3-54.)

Oracle Purchasing, as of Family Pack G (Applications Release 11.5.7), generates the PROCESS_PO_007 transaction when a new standard purchase order or release against a blanket agreement is approved, if the XML option is selected in the Approve Document window.

For a description of the PROCESS_PO_007 DTD and tags as they are generated by Oracle Purchasing, and an example document, see the appendices of the *Oracle Purchasing 11i XML Transaction Delivery Setup Guide*, available on the **Transaction Delivery** page in the latest patch of Exchange and on *OracleMetaLink*. (Access *OracleMetaLink* via <http://www.oracle.com/support/>.)

The PROCESS_PO_007 document comes with USERAREA tags. The USERAREA is an optional element that lets you send information through tags that are not defined in the OAGI PROCESS_PO DTD. You can use these tags if you want, but they and all of the USERAREA elements are optional. A description of the USERAREA fields is provided in the *Oracle Purchasing 11i XML Transaction Delivery Setup Guide* appendices.

If you are using PROCESS_PO_007 in a non-Oracle application, you can refer to the Release 7.2.1 OAGI documentation at <http://www.openapplications.org> for descriptions of PROCESS_PO tags. If you are using PROCESS_PO_007 as generated by Oracle Purchasing, refer to the appendices in the *Oracle Purchasing 11i XML Transaction Delivery Setup Guide*.

Data Mapping

The following table lists the tags in the PROCESS_PO_007 document that are mapped to your own values, if you entered data mappings on the **Data Mapping** page on the Exchange (when you click the "Company Admin" link, then the Application Setup tab):

Table 3–3 Mapped Tags in PROCESS_PO_007

Tag in XML Document	Definition in Data Mapping Page
COUNTRY (used in ADDRESS tag)	Country Code
CURRENCY	Currency
PARTNRID when PARTNRTYPE is "Carrier"	Freight Carrier Code
TERMID (used in FTTERM tag)	Freight Terms
TERMID (used in FOB tag)	FOB Code
UOM	Unit of Measurement
PARTNRIDX	Trading Partner ID
PAYMETHOD (used in PARTNER tag)	Payment Method

Change PO Inbound and Change SO Outbound (CHANGE_PO_006)

The Change PO Inbound and Change SO Outbound transactions are OAGI-compliant. They are the same document, using the OAGI document type definition (DTD) called CHANGE_PO.

Exchange Compliance Requirements

The Exchange acts as a document mapping and routing hub for CHANGE_PO_006. Therefore, there are no Exchange data dependencies other than data mapping. (See [Data Mapping](#) on page 3-55.)

Oracle Purchasing, as of Family Pack G (Applications Release 11.5.7), generates the CHANGE_PO_006 transaction when a new standard purchase order or release against a blanket agreement is changed.

For a description of the CHANGE_PO_006 DTD and tags as they are generated by Oracle Purchasing, and an example document, see the appendices of the *Oracle Purchasing 11i XML Transaction Delivery Setup Guide*, available on the **Transaction Delivery** page in the latest patch of Exchange and on *OracleMetaLink*. (Access *OracleMetaLink* via <http://www.oracle.com/support/>.)

The CHANGE_PO_006 document comes with USERAREA tags. The USERAREA is an optional element that lets you send information through tags that are not defined in the OAGI CHANGE_PO DTD. You can use these tags if you want, but they and all of the USERAREA elements are optional. A description of the USERAREA fields is provided in the *Oracle Purchasing 11i XML Transaction Delivery Setup Guide*.

If you are using CHANGE_PO_006 in a non-Oracle application, you can refer to the Release 7.2.1 OAGI documentation at <http://www.openapplications.org> for descriptions of CHANGE_PO_006 tags. If you are using CHANGE_PO_006 as generated by Oracle Purchasing, refer to the appendices in the *Oracle Purchasing 11i XML Transaction Delivery Setup Guide*.

Data Mapping

The following table lists the tags in the CHANGE_PO_006 document that are mapped to your own values, if you entered data mappings on the **Data Mapping** page on the Exchange (when you click the "Company Admin" link, then the Application Setup tab):

Table 3-4 Mapped Tags in CHANGE_PO_006

Tag in XML Document	Definition in Data Mapping Page
COUNTRY (used in ADDRESS tag)	Country Code
CURRENCY	Currency
PARTNRID when PARTNRTYPE is "Carrier"	Freight Carrier Code
TERMID (used in FTTERM tag)	Freight Terms
TERMID (used in FOB tag)	FOB Code

Table 3–4 Mapped Tags in CHANGE_PO_006

Tag in XML Document	Definition in Data Mapping Page
UOM	Unit of Measurement
PARTNRIDX	Trading Partner ID
PAYMETHOD (used in PARTNER tag)	Payment Method

Index

A

acknowledgment, inbound and outbound. See PO Acknowledgment Inbound and Outbound
ADD_PO_003
Purchase Order Inbound. See Purchase Order Inbound (ADD_PO_003)
Purchase Order Outbound. See Purchase Order Outbound (ADD_PO_003)
Advance Ship Notice Inbound and Outbound, 3-1
data mapping, 3-15
example, 3-11
ASN inbound and outbound. See Advance Ship Notice Inbound and Outbound
auction-generated purchase order, 2-42

C

Cancel PO and SO Outbound, 2-119
data mapping, 2-124
Cancel PO Inbound, 2-112
data mapping, 2-119
Change PO Inbound (CHANGE_PO_002), 2-69
data mapping, 2-86
Change PO/SO Inbound and Outbound (CHANGE_PO_006), 3-54
data mapping, 3-55
Change PO/SO Outbound (CHANGE_PO_002), 2-86
data mapping, 2-112
communication methods, 1-9
Company Administrator, definition of, xi

D

data mapping
Advance Ship Notice Inbound and Outbound, 3-15
Cancel PO and SO Outbound, 2-124
Cancel PO Inbound, 2-119
Change PO Inbound (CHANGE_PO_002), 2-86
Change PO/SO Inbound and Outbound (CHANGE_PO_006), 3-55
Change PO/SO Outbound (CHANGE_PO_002), 2-112
Invoice Inbound and Outbound (LOAD_INVOICE_001), 3-52
PO Acknowledgment Inbound and Outbound, 2-135
PO from Outbound Buyer's Auction & RFQ, 2-52
Purchase Order Inbound (ADD_PO_003), 2-23
Purchase Order Inbound (PROCESS_PO_007), 3-54
Purchase Order Outbound (ADD_PO_003), 2-42
Sales Order Outbound (PROCESS_PO_003), 2-69
Sales Order Outbound (PROCESS_PO_007), 3-54
setup, 1-10
document type definition. See DTD files
DTD files, 1-10

E

examples
Advance Ship Notice Inbound and

- Outbound, 3-11
- Cancel PO Inbound, 2-116
- Cancel PO/SO Outbound, 2-122
- Change PO Inbound (CHANGE_PO_002), 2-76
- Change PO/SO Outbound (CHANGE_PO_002), 2-99
- Invoice Inbound and Outbound (LOAD_INVOICE_001), 3-29
- PO Acknowledgment Inbound, 2-133
- PO Acknowledgment Outbound, 2-129
- PO from Outbound Buyer's Auction & RFQ, 2-47
- Purchase Order Inbound (ADD_PO_003), 2-12
- Purchase Order Outbound (ADD_PO_003), 2-35
- Sales Order Outbound (PROCESS_PO_003), 2-63
- Sales Order Outbound (PROCESS_PO_007), 3-54
- Exchange Company Administrator, definition of, xi
- Exchange Operator, definition of, x

I

- inbound transactions
 - Advance Ship Notice Inbound, 3-1
 - Cancel PO Inbound, 2-112
 - Change PO Inbound (CHANGE_PO_002), 2-69
 - Change PO Inbound (CHANGE_PO_006), 3-54
 - Invoice Inbound (LOAD_INVOICE_001), 3-15
 - PO Acknowledgment Inbound, 2-125
 - Purchase Order Inbound (ADD_PO_003), 2-1
 - Purchase Order Inbound (PROCESS_PO_007), 3-53
- Invoice Inbound and Outbound (LOAD_INVOICE_001), 3-15
 - data mapping, 3-52
 - example, 3-29

M

- monitoring transactions, 1-17

O

- OAGI format, x
- OAGI Release 6.1, 2-1
- OAGI Release 7.2.1, 3-1
- OAGI XML format, x
- Open Applications Group, Inc., x
- Operator, definition of, x
- outbound transactions
 - Advance Ship Notice Outbound, 3-1
 - Cancel PO and SO Outbound, 2-119
 - Change PO/SO Outbound (CHANGE_PO_002), 2-86
 - Change SO Outbound (CHANGE_PO_006), 3-54
 - Invoice Outbound (LOAD_INVOICE_001), 3-15
 - PO Acknowledgment Outbound, 2-125
 - Purchase Order Outbound (ADD_PO_003), 2-23
 - Sales Order Outbound (PROCESS_PO_003), 2-53
 - Sales Order Outbound (PROCESS_PO_007), 3-53

P

- pass-through transactions, 1-8
 - Advance Ship Notice Inbound and Outbound, 3-1
 - Change PO/SO Inbound and Outbound (CHANGE_PO_006), 3-54
 - Invoice Inbound and Outbound, 3-15
 - Purchase Order Inbound (PROCESS_PO_007), 3-53
 - Sales Order Outbound (PROCESS_PO_007), 3-53
- PO Acknowledgment Inbound
 - example, 2-133
- PO Acknowledgment Inbound and Outbound, 2-125
 - data mapping, 2-135
- PO Acknowledgment Outbound
 - example, 2-129
- PO from Outbound Buyer's Auction & RFQ, 2-42
 - data mapping, 2-52
 - example, 2-47

- USERAREA element, header, 2-44
- USERAREA element, line, 2-46
- PROCESS_PO_003
 - Sales Order Outbound. See Sales Order Inbound (PROCESS_PO_003)
- PROCESS_PO_007
 - Purchase Order Inbound. See Purchase Order Inbound (PROCESS_PO_007)
 - Sales Order Outbound. See Sales Order Inbound (PROCESS_PO_007)
- purchase order
 - from auction. See PO from Outbound Buyer's Auction & RFQ
 - inbound. See Purchase Order Inbound (ADD_PO_003)
 - inbound. See Purchase Order Inbound (PROCESS_PO_007)
 - outbound. See Purchase Order Outbound (ADD_PO_003)
- Purchase Order Inbound (ADD_PO_003), 2-1
 - data mapping, 2-23
 - example, 2-12
 - USERAREA element, header, 2-5
 - USERAREA element, line, 2-11
- Purchase Order Inbound (PROCESS_PO_007), 3-53
 - data mapping, 3-54
- Purchase Order Outbound (ADD_PO_003), 2-23
 - data mapping, 2-42
 - example, 2-35
 - USERAREA element, header, 2-27
 - USERAREA element, line, 2-33

R

- Release 6.1 of OAGI, 2-1
- Release 7.2.1 of OAGI, 3-1
- RFQ-generated purchase order, 2-42

S

- Sales Order Outbound (PROCESS_PO_003), 2-53
 - data mapping, 2-69
 - example, 2-63
 - USERAREA element, header, 2-56
 - USERAREA element, line, 2-61

- Sales Order Outbound (PROCESS_PO_007), 3-53
 - data mapping, 3-54
 - example, 3-54
 - setup, 1-9
 - stored transactions, 1-4
 - Cancel PO and SO Outbound, 2-119
 - PO Acknowledgment Outbound, 2-125
 - Purchase Order Inbound (ADD_PO_003), 2-1
 - Purchase Order Outbound (ADD_PO_003), 2-23
 - Sales Order Outbound (PROCESS_PO_003), 2-53

T

- transaction delivery settings, 1-9
- transaction monitor, 1-17
- transactions
 - monitoring, 1-17
 - pass-through (list of), 1-8
 - stored (list of), 1-4

U

- USERAREA elements
 - Cancel PO Inbound header, 2-115
 - Cancel PO/SO Outbound header, 2-121
 - Cancel PO/SO Outbound line, 2-122
 - Change PO Inbound (CHANGE_PO_002) header, 2-73
 - Change PO Inbound (CHANGE_PO_002) line, 2-75
 - Change PO/SO Outbound (CHANGE_PO_002) header, 2-90
 - Change PO/SO Outbound (CHANGE_PO_002) line, 2-96
 - PO Acknowledgment header, 2-127
 - PO Acknowledgment line, 2-128
 - PO from Outbound Buyer's Auction & RFQ header, 2-44
 - PO from Outbound Buyer's Auction & RFQ line, 2-46
 - Purchase Order Inbound (ADD_PO_003) header, 2-5
 - Purchase Order Inbound (ADD_PO_003) line, 2-11

Purchase Order Outbound (ADD_PO_003)
header, 2-27
Purchase Order Outbound (ADD_PO_003)
line, 2-33
Sales Order Outbound (PROCESS_PO_003)
header, 2-56
Sales Order Outbound (PROCESS_PO_003)
line, 2-61